

North American Waterfowl Hunting Survey Canadian Pacific Flyway Technical Report

November 2018

**H.W. Harshaw
Faculty of Kinesiology, Sport, and Recreation
University of Alberta
Edmonton, Alberta**

Suggested Citation:

Harshaw, H.W. (2018). *North American Waterfowl Hunting Survey: Canadian Pacific Flyway Technical Report*. Edmonton, AB, University of Alberta, Faculty of Kinesiology, Sport, and Recreation.

Acknowledgements

Funding for this project was provided by Wildlife Habitat Canada, Environment & Climate Change Canada, the Canadian Wildlife Service, Ducks Unlimited Canada, the Government of Ontario, the Government of New Brunswick, Alberta NAWMP, and the University of Alberta.

Primary direction for study design and implementation was provided by the Human Dimensions Working Group of the North American Waterfowl Management Plan, its members, and its executive committee. In addition, extensive technical assistance with study design and study implementation was provided by representatives from all provinces, the National Flyway Council's Public Engagement Team and its members, the Migratory Bird Joint Ventures, the Association of Fish & Wildlife Agencies' North American Bird Conservation Initiative and its members, the U.S. Geological Survey Fort Collins Science Center, the U.S. Fish and Wildlife Service, Ducks Unlimited, various team members and committees of the North American Waterfowl Management Plan (NAWMP), the Cornell Lab of Ornithology, and D.J. Case and Associates.

Several key individuals associated with one or more of the organizations above provided significant contributions to and assistance with the design of the study including (in alphabetical order): Pierre Aquin, Barbara Avers, Joe Buchanan, Katherine Conkin, Ashley Dayer, Trish Edwards, Matt DiBona, Cal DuBrock, Jennie Duberstein, David Fulton, Dale Humburg, Hugh Hunt, Coren Jagnow, Don Kraege, Cam Mack, Yvon Mercier, Holly Miller, Tejal Mistry, Silke Neve, Rick Pelletier, Mike Peters, Catherine Poussart, Steven Price, Andy Raedeke, Tasha Sargent, Rudy Schuster, Judith Scarl, Dean Smith, Blair Stringham, Mark Vrtiska, Khristi Wilkins, and Ryan Zimmerling.

The Canadian questionnaire was reviewed by representatives from the Canadian Wildlife Service, Environment & Climate Change Canada, the Nature Conservancy, the Atlantic Flyway, the Mississippi Flyway, the Central Flyway, the Pacific Flyway, Wildlife Habitat Canada, and Bird Studies Canada.

Disclaimer

The University is providing this report of the Research Results on an “as is, where is” basis and makes no representations or warranties, either express or implied, as to any matter including, without limitation, whether the Research Results or any part or aspect of the same will be capable of statutory protection, the existence or non-existence of competing technology, the condition, quality or freedom from error of the Research Results or any part thereof, any merchantability, or its fitness for any particular purpose and all warranties and conditions expressed or implied, statutory or otherwise are hereby disclaimed. Neither the University nor its officers, directors, employees, students or agents will be liable for any direct, consequential or other damage suffered anyone resulting from the development or use of the Research Results or any invention, technology or product produced in the course of or using the Research Results. The User of this report and/or any Research Results contained in the report uses the research report and/or Research Results at the user's own risk.

1. Introduction.

Waterfowl hunters have, and continue to, play an important role in the conservation of waterfowl species. They provide financial support for conservation programs and habitat acquisition, protection, restoration and enhancement; they also assist in the monitoring of waterfowl populations and play important roles in population management (Heffelfinger, Giest & Wishart, 2013). Although national surveys have documented recreation use, activity categories have not been consistent to allow for the identification of participation trends: in 1996, 235,000 Canadians hunted waterfowl; in 2012, 2.1 million Canadians participated in hunting and trapping (Federal-Provincial-Territorial Task Force on the Importance of Nature to Canadians, 1999; Federal, Provincial, and Territorial Governments of Canada, 2014). Some provincial-level studies suggest a decline in hunting participation; for example, participation in hunting in Alberta declined by 28% and hunter retention declined by 30-35% between 1990 and 2000 (Watson & Boxall, 2005). One reason for changes in hunting participation is changes in social structures that support hunting traditions due to increased urbanization (Watson & Boxall, 2005). In response to this decline of the number of waterfowl hunters, and in an effort to broaden the base of waterfowl and wetland conservation supporters, the North American Waterfowl Management Plan (NAWMP) introduced the goal of “Growing the numbers of waterfowl hunters, other conservationists, and citizens who enjoy and actively support waterfowl and wetlands conservation” (North American Waterfowl Management Plan, 2012, p. 2). In an effort to address this goal, waterfowl hunters were engaged in a continental survey to examine their motivations for participation, and their preferences for waterfowl and wetlands management objectives. Knowing more about waterfowl hunters’ attitudes, behaviours, priorities, and characteristics will aid in understanding Canadians’ participation in nature-based activities and conservation priorities more generally. Furthermore, this research will inform waterfowl hunting and wetland management policies.

The ultimate success of the NAWMP depends on maintaining its relevance to stakeholders and society. Better understanding what people value about waterfowl and their habitats can foster this relevancy. Without this information, NAWMP population, habitat, and people objectives may not reflect stakeholder and societal values, and management and policy decisions may lead to actions that could be either irrelevant or counter to stakeholder and societal expectations. This study integrated several fields of research, including outdoor recreation, environmental sociology, and wildlife management. This study developed, delivered, and analyzed a survey of adult Canadian waterfowl hunters. The survey elicited waterfowl hunter participation characteristics, information about identify, and knowledge about, interest in, and preferences for waterfowl and wetland conservation.

2. Study Objectives.

This study is part of a larger North American initiative to examine people's interactions with waterfowl and wetlands in order to understand the dynamics of these interactions, and how the motivations for these interactions appear to have shifted from consumption to appreciation. This research investigated the characteristics that influence waterfowl hunting participation in Canada, and permit a broader examination of waterfowl conservation in a North American context. This effort represents the first continental effort to actively engage the broad range of stakeholders in the process of developing objectives for waterfowl and wetlands management. Six objectives framed the development of this study:

1. Assess what waterfowl hunters and other waterfowl conservationists (*i.e.*, bird watchers/birders) most desire from their natural resource-based management and social settings to inform NAWMP objectives and select habitat and population management alternatives.
2. Establish baseline measures that can be repeated to inform the development of a Public Engagement Strategy and monitor trends in achieving the NAWMP goal of "growing numbers of waterfowl hunters, other conservationists, and citizens who enjoy and actively support waterfowl and wetlands conservation."
3. Assess waterfowl hunters' and conservationists' knowledge, preferences, levels of use and support for waterfowl and wetlands conservation.
4. Assess the general public's participation in waterfowl - associated recreation and how much they support waterfowl and wetlands conservation.
5. Assess the general public's awareness and their perceptions regarding the importance of the benefits and values (*i.e.*, Ecological Goods and Services — EGS) provided by waterfowl and wetlands conservation.
6. Assess waterfowl professionals' perspectives on the levels of waterfowl populations and habitats needed to support hunter and viewer use opportunities.

The expected outcomes of these studies were:

1. Quantified measures of stakeholder preferences;
2. A greater likelihood of developing NAWMP objectives and management actions that are informed by waterfowl and wetland stakeholders; and
3. A focus on harvest management actions that will provide the greatest benefits in terms of stakeholder preferences within the context of what is biologically feasible.

The key research was completed by a collaborative research team at the University of Alberta, the U.S. Geological Survey's Fort Collins Science Center, and the Minnesota Cooperative Research Unit located at the University of Minnesota.

3. Study Design & Methods.

The development of baseline measures for waterfowl hunting focused on participants' decisions, identity, and capacity. Individual *decisions* to participate in waterfowl hunting are reflected in participation patterns; questions about decisions inform baseline participation levels in waterfowl hunting, and on waterfowl hunters' degrees of recreation specialization and types of participation. Measures of *identity* formation focused on determining the degree of specialization that waterfowl hunters have achieved (*i.e.*, an individual's formation of their identity as a waterfowl hunter). Long-term sustainability of waterfowl and wetlands depends on building support and relevancy: it is a matter of maintaining or increasing the *capacity* to increase waterfowl populations, protect and restore habitat, and the activities people enjoy that involve waterfowl and wetlands. *Institutional capacity* can be thought of in terms of the social, political, economic, and human capital. The survey examined the levels of social, political, economic, and human capital that waterfowl hunters provide to waterfowl and wetland conservation.

A discrete choice experiment formed part of the survey. In stated choice experiments, people are presented a range of hypothetical choice sets. Each choice set includes a different combination of levels associated with each attribute of a product or plan; waterfowl and wetlands management elements could be thought of as the attributes. For example, choice sets might include different combinations of the attributes: waterfowl population size, amount of habitat, participation level, number of other recreationists present, and success rate. The choice set attributes were determined by workshops conducted with waterfowl hunters across Canada in the Winter of 2016. The discrete choice experiment provides quantified measures of waterfowl hunters' preferences for potential conditions influencing waterfowl hunting experiences, and management actions and objectives. This approach is designed to help understand how individuals evaluate trade-offs when making choices that involve multiple dimensions, such as attributes related to waterfowl populations, habitat, and social and managerial conditions. For example, a duck hunter may consider hunting season length, bag limit size, potential to see ducks, potential to harvest ducks, travel distance, and other factors when deciding whether to purchase a waterfowl hunting license.

3.1. Questionnaire Development.

The core design team for the *National Waterfowl Hunting Survey* included Human Dimensions Working Group (HDWG) members from the Atlantic, Mississippi, Central and Pacific Flyways. This team held multiple meetings and webinars to identify appropriate sampling approaches and questionnaire design elements. In addition to achieving the study objectives and implementing the discrete choice experiments on hunting preferences, the hunter surveys included questions about three important areas identified by the HDWG as important (*i.e.*, decisions, identity, and capacity). A brief description for each question follows. Copies of the English and French questionnaires can be found in Appendix A.

3.1.1. Question 1: Participation in Waterfowl Hunting.

Q1 Which of the following statements best describes your pursuits in waterfowl hunting?

This question asked about participation in waterfowl hunting (ducks and geese). This question served to establish respondents' qualifications as waterfowl hunters. If respondents did not hunt ducks or geese, they were directed to the end of the survey and thanked for their time (*i.e.*, they are not permitted to complete the survey).

3.1.2. Question 2: Age When Waterfowl Hunting Began.

Q2 How old were you when you started waterfowl hunting?

This question asked about when respondents started waterfowl hunting in order to provide a sense of the duration of their participation in this activity.

3.1.3. Question 3: Participation in Waterfowl Hunting in Last Five Years.

Q3 How many years of the last 5 years have you hunted waterfowl?

This question asked about respondents' participation in waterfowl hunting in the past five years to establish the avidity of their waterfowl hunting. If respondents indicated that they had not hunted waterfowl in any of the past five years, they are directed to the end of the survey and thanked for their time (*i.e.*, they are not permitted to complete the survey).

3.1.4. Question 4: Average Number of Ducks/Geese Harvested Each Year Over Last Five Years.

Q4 Ducks Over the last five years, about how many DUCKS did you harvest in a year
ON AVERAGE?

Q4 Geese Over the last five years, about how many GEESE did you harvest in a year
ON AVERAGE?

These two questions measured respondents' average harvest of ducks and geese. If respondents indicated in Question 1 that they only hunted ducks, they were directed to *Q4 Ducks*; if respondents indicated in Question 1 that they only hunted geese, they were directed to *Q4 Geese*; if respondents indicated that they hunted ducks and geese, they were directed to *Q4 Ducks* and *Q4 Geese*.

3.1.5. Question 5: Average Frequency of Waterfowl Hunting Participation Over Last Five Years.

Q5 Over the last five years, about how many days did you usually hunt WATERFOWL in a year?

This question sought to quantify respondents' annual frequency of waterfowl hunting participation based on their activity over the last five years.

3.1.6. Question 6: Frequency of Waterfowl Hunting Participation in 2016.

Q6 During LAST YEAR'S (2016) waterfowl hunting season, how many days did you hunt for WATERFOWL?

This question sought to quantify respondents' annual frequency of waterfowl hunting participation in 2016.

3.1.7. Question 7: Waterfowl Hunting Satisfaction and Need to Shoot Daily Limit.

Q7 How many times do you feel that you need to shoot a daily bag limit of ducks/geese to have a satisfying season?

This question asked about respondents' satisfaction with the waterfowl hunting season relative to the number of times that they shot a daily limit of waterfowl.

3.1.8. Question 8: Number of Times a Daily Limit was Shot in 2016.

Q8 How many times did you shoot a limit of ducks/geese last year's season (2016)?

This question asked how often respondents' shot a daily limit of waterfowl in 2016.

3.1.9. Question 9: Social Circumstances of Waterfowl Hunting Trip Planning.

Q9 Under what circumstances do you typically go hunting?

This question elicited information about the social circumstances of waterfowl hunting trip planning. Respondents were asked whether they typically go waterfowl hunting...

- When I plan the hunt myself
- When someone else invites me
- Both when I plan the hunt or someone else invites me

3.1.10. Question 10: Flyway and Jurisdiction in Which Waterfowl Hunting Occurs Most Often.

Q10a In which Flyway did you hunt most often last year (2016) or the year you last hunted?

Q10b In which Canadian Province/Territory or US State have you hunted waterfowl most often over the past 5 years?

These two questions asked respondents to identify the Flyway and jurisdiction in which they hunted waterfowl in order to get a sense of the geographical distribution of waterfowl hunting (as opposed to where they reside); respondents could also identify a US State if that was where they hunted waterfowl most often. The identification of the Flyway where respondents' hunted for waterfowl most often directed respondents to Flyway specific questions about the importance of hunting for different waterfowl species in Question 13 (below).

3.1.11. Question 11: Waterfowl Hunting Trip Duration.

Q11 Do you primarily take day trips or overnight/multi-day trips when you waterfowl hunt?

Respondents were asked to characterize the duration of their waterfowl hunting trips as primarily being day trips or multi-day trips.

3.1.12. Question 12: Jurisdiction of Waterfowl Hunting Experiences.

Q12 Please indicate where you do most of your waterfowl hunting?

In order to get a sense of the jurisdictions in which waterfowl hunting takes place, respondents were asked to indicate where they pursued most of their waterfowl hunting:

- Public land or waters;
- Private property owned by you, your family or in partnership with someone else;
- Private property owned by a friend or another landowner who gives you permission to hunt for free;
- Private property you lease or pay to hunt on; or
- Guest on private property someone else leases or pays to hunt on.

3.1.13. Question 13: Importance of Hunting Different Waterfowl Species by Flyway.

Q13 How important is it to you to hunt the following in the Pacific / Central / Mississippi / Atlantic Flyway?

Waterfowl hunters can have preferences for the species of waterfowl that they seek to harvest; the distribution of these species differs by Flyway. Based on where respondents' hunted waterfowl most often in 2016 or the year that they had last hunted (*i.e.*, Question 10a), they were directed to Flyway-specific questions about the importance of hunting different waterfowl species (importance was measured using a five-point interval response). Respondents that hunted waterfowl in the Pacific Flyway most often were asked about the importance of hunting for:

- Diving ducks (*e.g.*, scaup/bluebills, canvasback, redheads, *etc.*);
- Seaducks (*e.g.*, scoter, eider, long-tail, *etc.*);
- Mallards;
- Pintails;
- Other dabbling ducks (*e.g.*, teal, wood duck, *etc.*); and
- Geese.

Respondents that hunted waterfowl in the Central Flyway most often were asked about the importance of hunting for:

- Diving ducks (*e.g.*, scaup/bluebills, canvasback, redheads, *etc.*);
- Mallards;
- Other dabbling ducks (*e.g.*, gadwall, pintails, teal, *etc.*); and
- Geese.

Respondents that hunted waterfowl in the Mississippi Flyway most often were asked about the importance of hunting for:

- Diving ducks (*e.g.*, scaup/bluebills, canvasback, redheads, *etc.*);
- Mallards;
- Other dabbling ducks (*e.g.*, gadwall, pintails, teal, *etc.*); and
- Geese.

Respondents that hunted waterfowl in the Atlantic Flyway most often were asked about the importance of hunting for:

- Diving ducks (*e.g.*, scaup/bluebills, bufflehead, canvasback, ring-necked duck, *etc.*);
- Seaducks (*e.g.*, scoter, eider, and long-tailed);
- Mallards;
- Wood ducks;
- Black ducks;
- Other ducks (*e.g.*, teal, pintails, *etc.*);
- Canada geese;
- Snow geese; and
- Brant.

3.1.14. Question 14: Constraints to Waterfowl Hunting.

Q14 Please indicate how much of a problem the following are in the province / territory where you hunt waterfowl most.

Constraints in outdoor recreation refer to "... factors that... limit the formation of leisure preferences and/or inhibit or prohibit participation and enjoyment of leisure" (Jackson, 2000, p. 62). Constraints include *intrapersonal constraints* (*i.e.*, individual psychological qualities that affect the formation of leisure preferences, such as anxiety, perceived lack of skill); *interpersonal constraints* (*i.e.*, social factors that affect the formation of leisure preferences, such as friends or family members who prefer similar or other activities), and *structural constraints* (*i.e.*, factors that occur after leisure preferences are formed but before actual participation takes place, such as lack of time, lack of money) (Walker & Virden, 2005). Respondents were asked to indicate, using a five-point interval scale, how much of a problem interpersonal constraints (*i.e.*, crowding at hunting areas, hunting pressure, interference from other waterfowl hunters, and conflict with other waterfowl hunters in places where I hunt) and structural constraints (*i.e.*, lack of public places for waterfowl hunting) were in the provinces and/or territories where they hunted waterfowl most. Intrapersonal constraints were not asked about.

3.1.15. Satisfaction with Duck Hunting Management.

Q15 In the province / territory where you hunt ducks most often, how dissatisfied or satisfied are you with...

Satisfaction is a central concept in the field of outdoor recreation research and management. Framed in terms of expectancy theory, the concept of satisfaction suggests that:

... participants engage in recreation activities with the expectation that this will fulfill selected needs, motivations, or other desired states. The congruence between expectations and outcomes is seen to ultimately define satisfaction.
(Manning, 2011, pp. 12-13).

Using a five-point interval scale, respondents were asked to rate their satisfaction with seven duck management outcomes:

- The number of ducks you see during the season;
- The number of ducks you harvest during the season;
- The number of days in the duck season;
- The number of ducks in the daily limit;
- The number of ducks typically present during the hunting season;
- Quality of habitat where you hunt; and
- Your overall duck hunting experience.

Only those respondents that indicated that they hunted ducks in Question 1 were directed to this question; waterfowl hunters that only hunted geese were not presented with this question.

3.1.16. Question 16: Respondent Thresholds of Waterfowl Hunting Harvest, Bag Limit Sizes, and Season Length.

Q16a What is the minimum number of ducks you have to harvest in a day to feel satisfied with the hunt?

Q16b What is the smallest daily bag limit you would accept before you would no longer hunt ducks?

Q16c What is the minimum number of days in a waterfowl hunting season you would accept before you would no longer hunt ducks?

In order to get a better sense of waterfowl hunters' satisfaction with the management of duck hunting, these three questions asked about respondents' thresholds for minimum harvest numbers, bag limit size, and season length. Only those respondents that indicated that they hunted ducks in Question 1 were directed to this question; waterfowl hunters that only hunted geese were not presented with this question.

3.1.17. Discrete Choice Models for Preferred Trips

This question set is a discrete choice experiment (DCE) that examines the preferences of waterfowl hunters concerning different potential combinations of waterfowl hunting elements. Discrete choice experiments represent a rigorous, quantitative approach to determine the relative importance of multiple attributes or objectives on choice decision processes. The approach is founded on random utility theory, a robust theory of human choice behavior (Louviere, Hensher & Swait, 2000; Louviere, Flynn & Carson, 2010; Thurstone, 1927; McFadden & Train, 2000). In discrete choice experiments, survey respondents are presented a range of hypothetical choice sets. Each choice set includes a different combination of levels associated with each attribute of a product or plan. For example, choice sets might include different combinations of the attributes: waterfowl population sizes, amounts of habitat, and participation levels. Through this exercise, we would be able to determine the relative importance (*i.e.*, weights/utilities) that waterfowl hunters place on the individual attributes, the tradeoffs they are willing to make among attributes, and the total utility or value that will be achieved from different combinations of the attributes (Ryan, 1996; Wattage, Mardle & Pascoe, 2005). Choice models present hypothetical scenarios to respondents to derive individuals' preferences for alternatives composed of multiple resource and management attributes (Adamowicz, Louviere & Williams, 1994; Louviere, Hensher & Swait, 2000; Oh *et al.*, 2005). The approach depends on the imperfect relationship between behavioral intention and behavior (Ajzen & Fishbein, 1980), yet allows estimation of the effects of all parameters of interest independently. Individuals are assumed to be utility maximizers, and respondents' choices reflect the perceived utility of the alternatives presented (McFadden, 1981). Individual respondent choices reflect the personal utility of attributes and attribute levels, and are aggregated to estimate the utility of attributes and attribute levels in a population (McFadden, 1981). In an economic sense, utility is simply a measure of the perceived usefulness of something to an individual. The degree to which someone chooses one circumstance over another provides the ability to measure its perceived usefulness, or utility, to that person. In general, the utility of an attribute level may be considered a reflection of relative desirability (Orme, 2014).

Alternatives presented in this discrete choice experiment consisted of five attributes:

1. Harvest: The number of waterfowl you are likely to harvest in a day.
2. Access Effort: How easy or difficult it is to get into, out of, and around an area in order to hunt.
3. Length of Travel: The time you have to travel one-way in order to hunt.
4. Quantity of Waterfowl: The number of ducks/geese that you see in a day when hunting even if not in shooting range.
5. Potential for Interference/Competition: Competition from other hunters who might interfere with your hunt in some way such as making you feel crowded or competing for hunting spots or birds.

Response levels varied between three and five levels for each attribute (Table 1). In order to have adequate statistical power to conduct this experiment, ten choice sets (each containing two scenarios) were developed. Respondents were presented with ten different paired hypothetical comparisons of waterfowl hunting experiences and asked to choose one option. Each scenario included two viewing option choices plus a “none” (*i.e.*, I would not go if these were my only choices).

Table 1. Possible trip choice characteristics in discrete choice experiment.

Attribute	Possible Levels
Harvest The number of waterfowl you are likely to harvest in a day.	<ul style="list-style-type: none"> • 1 bird; • 3 birds; and • 6 birds.
Access Effort How easy or difficult it is to get into, out of and around an area in order to hunt.	<ul style="list-style-type: none"> • Easy access that takes little effort; • Moderate access that takes some effort; and • Difficult access that takes a lot of effort.
Length of Travel The time you have to travel one-way in order to hunt.	<ul style="list-style-type: none"> • 30 minutes; • 1 hour; • 2 hours; • 3 hours; and • 4 hours.
Quantity of Waterfowl The number of ducks/geese that you see in a day when hunting even if not in shooting range.	<ul style="list-style-type: none"> • 25 birds or less; • 50 birds; • 250 birds; • 500 birds; and • 1,000 birds or more.
Potential for Interference/Competition Competition from other hunters who might interfere with your hunt in some way such as making you feel crowded or competing for hunting spots or birds.	<ul style="list-style-type: none"> • No competition; • Low competition from other hunters; • Moderate competition from other hunters; and • High competition from other hunters.

The resultant hierarchical Bayes models include average utilities (or ‘usefulness’) for each attribute level, and summarize waterfowl hunters’ attribute preferences, and the overall importance of the five attributes embodied in respondents’ choices.

3.1.18. Question 18: Prioritization of Waterfowl Hunting Management Options.

Q18a How much priority should provincial / territorial and federal agencies give the following when setting annual duck hunting regulations?

Q18b Of all the options listed below, please rank your top three to indicate your highest priorities. Use the numbers 1, 2, and 3, with 1 being your highest priority, 2 being your second highest priority and 3 being your third highest priority.

For the first part of this question, respondents were asked to use a five-point interval scale (from *Very Low* to *Very High*) to prioritize seven waterfowl management options:

- Having the largest bag limits possible;
- Having the longest seasons possible;
- Having the largest duck populations possible;
- Avoiding different season lengths for different duck species;
- Providing the simplest regulations possible;
- Reducing the number of species-specific bag limits (*i.e.*, bag limits that apply to specific species instead of the general duck bag limit); and
- Having the largest drake mallard bag limits possible.

The second part of this question asked respondents to only identify the top three waterfowl hunting management options from the seven identified above.

3.1.19. Questions 19 - 21: Attitudes About Species-Specific Bag Limits.

Q19 For the provinces / territories where you hunt, are the rules and regulations for current species-specific bag limits difficult to understand?

Q20 For the provinces / territories where you hunt, are the current species-specific bag limits difficult to comply with in the field?

Q21 Please indicate your preferred scenario for bag limits of duck species that typically have smaller bag limits.

These three questions asked respondents about their attitudes and preferences about species-specific bag limits in different settings, including in the field. Question 19 asked about whether the rules and regulations for current species-specific bag limits were difficult to understand. Question 20 asked whether the current species-specific bag limits were difficult to comply with in the field. Question 21 asked respondents to indicate their preference for two bag limit scenarios:

- Maximize harvest opportunity by maintaining individual species bag limits; or

- Create simpler regulations by creating aggregate bag limits for a combination of certain species (*e.g.*, a diving duck limit).

3.1.20. Question 22: Recreation Specialization.

Q22 We are interested in knowing how much waterfowl hunting means to you. Please indicate how much you disagree or agree with the following statements about your personal participation in waterfowl hunting.

Recreationists, even those that pursue the same activity like waterfowl hunters, are not homogeneous (Salz, Loomis & Finn, 2001; Rollins & Robinson, 2002; Fulton & Hundertmark, 2004). Recreationists differ in their values, the activities that they pursue, the settings that they prefer, the experiences they desire, and their motivation for participating (Choi, Loomis & Ditton, 1994). Traditional social aggregation variables neither completely explain recreation participation, nor the variation among preferences, attitudes, and behaviours (Bryan, 1977; McFarlane, Boxall & Watson, 1998). One way to contextualize waterfowl hunting participation is an examination of waterfowl hunters' identity and commitment to the activity. Identity is the process by which an individual distinguishes themselves from others, and refers to one's affiliation with a particular social group (Hoult, 1977; Stryker, 2000). Group membership often brings together people with similar attitudes and opinions; the emotional significance of association with like-minded individuals reinforces a person's social identity (Tajfel, 1982), and affects their concept of self. It has been argued that social identity serves a cognitive function that facilitates group behaviour (Turner, 1982). In this research identity is framed in terms of the recreation specialization framework (Bryan, 1977). The utility of the specialization framework lies in its ability to predict attitudes, preferences, and behaviour (McFarlane, 1994). As a recreationist's degree of specialization increases, so too does their degree of knowledge about various aspects of the activity that they pursue. The differences in knowledge among recreationists with differing levels of specialization may lead to differences in attitudes, preferences and behaviour (Scott & Shafer, 2001). Degrees of recreation specialization are related to attitudes about, and preferences for, management practices (Salz, Loomis & Finn, 2001; Manning, 1999; Bryan, 2000; Jackson, 1987): as specialization increases, recreation management preferences can shift from resource consumption to preferences for management strategies that focus on and resource conservation.

Personal connections to nature can influence how people acquire their knowledge about land-use management strategies and approaches. Knowing about what people's connections to nature are could yield information about the general relevancy of nature to respondents; this information may assist in the interpretation of general attitudes and perceptions for priorities for land-use management, and could address how "experienced" people are when addressing land-use issues and priorities. This set of questions measured the degree of a person's involvement in waterfowl hunting. Participation in waterfowl

hunting provides opportunities to experience nature and the environment first-hand; these experiences can shape people's attitudes and beliefs about the management of natural resources. Respondents were asked to indicate their level of agreement with twelve statements using a five-point interval scale (from *Strongly Disagree* to *Strongly Agree*). The recreation specialization items in these questions have been informed by Schroeder *et al.* (2013) and Needham *et al.* (2009).

3.1.21. Question 23: Waterfowl Hunting Mentoring.

Q23a During this past season did you take anyone waterfowl hunting who had never waterfowl hunted before?

Q23b If you did, who did you introduce?

Respondents were asked whether they had introduced someone to waterfowl hunting, and if they had, what the characteristics of that person were:

- My own child(ren);
- Related child(ren);
- Other Child(ren);
- Adult close family (*e.g.*, brother/sister);
- Adult extended family (*e.g.*, cousin/uncle);
- Adult friend;
- Co-worker; and
- Other.

3.1.22. Question 13: Identity

Q13 A person can think of themselves in a variety of ways. Please indicate the extent to which you identify yourself as a/an...

This question asked about the strength of respondents' identification with birdwatching, hunting, and conservation. Respondents were asked to indicate how much they identify with five structural positions related to waterfowl/wetlands using a five-point interval scale (ranging from *Not at All* to *Very Strongly*).

3.1.23. Question 25: Social Networks (personal community).

Q25 We are interested in knowing about your “personal community” and whether you know people in certain kinds of occupations and people affiliated with certain types of organizations. Among your relatives, close friends, or acquaintances, are there people who participate in the following activities, have the following jobs or who belong to the following organizations? Also, would you classify yourself in any of the following areas [structural positions]?

The relationships that people have with other people can exert influences in a number of ways, including the flow and type of information available and their familiarity with different social identities (*i.e.*, a scientist, a logger, a politician). This question uses a position generator (Lin, 2001; Lin *et al.*, 2001) to measure the characteristics (*i.e.*, range of social ties, tie strength) of people’s social networks. This question is based on a position generator developed by (Tindall & Harshaw, 2005) that has been revised to reflect positions/fields associated with waterfowl and wetlands. It is anticipated, for example, that people who have relationships to, or are, scientists or land-use managers will have different perceptions about the management of waterfowl and wetlands than people who have, for example, relationships to (or are) members of environmental organizations or people with a regular connection to the land (*e.g.*, hunters, anglers). The position generator is a means of eliciting information about the characteristics of people’s social networks. This approach asks people about their connections to nature through the relationships that they have with other people. The advantage of this approach is that it provides richer information about their connection to nature (*i.e.*, what the connections are), as well as where they get their information from. Structural positions were chosen from the full range of position levels and classes and represent different economic sectors in order to capture a representative distribution of resources in the waterfowl/wetlands and birdwatching conservation communities. Care was taken to select structural positions that had enough variation of community members, and that the structural positions were clear and widely understood job titles/memberships (Verhaeghe *et al.*, 2013).

3.1.24. Question 26: Involvement in Organizations.

Q26 Please indicate your level of involvement with the following organizations in the past 12 months, even if you were not a member.

This question asked about respondents’ involvement in the types of organizations that are concerned with the conservation of waterfowl and wetlands. Involvement in these types of organizations can indicate respondents’ connections to the waterfowl hunting community, and can also be sources of information. Respondents were asked to rate their involvement using a four-point interval scale (from *No Involvement* to *High Involvement*). The three types of organizations that were asked about were:

- Ducks Unlimited
- Delta Waterfowl
- Provincial / Territorial / Regional Waterfowl Association

3.1.25. Question 27: Trust in Organizations.

Q27 How much do you trust the following organizations to keep your best interest in mind as a waterfowl hunter?

There are many different organizations/positions that are involved in the conservation of waterfowl and wetlands, and of the management of opportunities for waterfowl hunting. Respondents were asked to indicate the trustworthiness of each organization using a five-point interval scale (from *Do Not Trust at All* to *Trust Completely*). The seven organizations/positions conservation of waterfowl and wetlands, and of the management of opportunities for waterfowl hunting that respondents indicated trustworthiness for were:

- Provincial/Territorial wildlife agencies;
- the Canadian Wildlife Service;
- Elected officials;
- Waterfowl hunting/conservation organizations; and
- Birding/bird conservation organizations.
- Other conservation organizations
- University researchers/scientists

3.1.26. Question 28: Donations in the Previous 12-months.

Q28 Please indicate how much money you personally donated to the following causes in the past 12 months.

Respondents were asked about any donations that they had made to four different causes in the 12-months preceding the survey. Seven categories representing different levels of donations (from \$0.00 to \$10,000.00 or more) were presented for each cause. The four causes were:

- Wetland and/or waterfowl conservation;
- Conservation of other bird species;
- Birdwatching and related issues; and
- Waterfowl hunting and hunting related issues.

3.1.27. Question 29: Willingness to Pay for Fees/Permits Purchased to Access Lands for Waterfowl Hunting.

Q29 Under the Migratory Birds Regulations, hunters must acquire both a Migratory Game Bird Hunting (MGBH) permit and a Canadian Wildlife Habitat Conservation (CWHC) stamp. Each cost \$8.50 for a combined total of \$17. Revenue from the stamp goes to Wildlife Habitat Canada to support habitat conservation. Revenue from the permit provides partial support for managing permits and monitoring waterfowl populations. The stamp and permit fees have not increased since 1991 and 1998 respectively.

Would you still be willing to buy a Migratory Game Bird Hunting permit and a Canadian Wildlife Habitat Conservation stamp if...

The *Wildlife Habitat Conservation Stamp* (*i.e.*, the Canadian Duck Stamp) is a mechanism that directly provides funding for the conservation of wetlands, and for research and programs that support the conservation of wetlands. Respondents were asked to indicate their preference (using Yes/No options) for three hypothetical price changes to the *Migratory Game Bird Hunting Permit* and a *Canadian Wildlife Habitat Conservation Stamp*; an option of no fee increase was also included as a fourth option. The four options were:

- ... the Stamp fee increases by \$4 for new combined fee of \$21.
- ... the Stamp fee increases by \$4 and Permit fee increases by \$4 for new combined fee of \$25.
- ... the Stamp fee increases by \$9 and Permit fee increases by \$9 for new combined fee of \$35.
- ...the Stamp and Permit fees along with the combined fee remain the same (*i.e.*, no fee increase).

3.1.28. Question 30: Payments for Wetlands Management on Private Lands.

Q30 In the past 12 months did you personally spend money for wetlands management on private lands?

Respondents were asked whether they had spent any money on wetlands management on private lands; if they had, they were asked to indicate how much was spent.

3.1.29. Questions 31: Level of Involvement in Wetlands- and Waterfowl-Related Conservation Activities.

Q31 Please indicate your level of involvement in the following wetlands or waterfowl conservation activities in the last 12 months.

This question asked about respondents' involvement in conservation activities that were related to wetlands and waterfowl. Question items were adapted from Larson *et al.*, (2015). Respondents were asked to indicate their involvement in each activity using a five-point interval scale (from *Never* to *Very Often*). Respondents were asked their involvement in six activities:

- Worked on land improvement projects related to wetlands or waterfowl conservation;
- Attended meetings about wetlands or waterfowl conservation;
- Volunteered my personal time and effort to conserve wetlands or waterfowl;
- Contacted elected officials or government agencies about wetlands or waterfowl conservation;
- Voted for candidates or ballot issues to support wetlands or waterfowl conservation; and
- Advocated for political action to conserve wetlands or waterfowl.

3.1.30. Question 32: Participation in Nature-Based Activities.

Q32 In the last 12 months, have you participated in the following nature-based activities?

This question asked about general participation in outdoor recreation activities, including close-to-home and away-from-home pursuits, consumptive and non-consumptive activities, and motorized and non-motorized activities. This question permits an assessment of the breadth of respondents' outdoor recreation activity.

3.1.31. Question 33: Participation in Activities Related to Wild Birds.

Q33 In the last 12 months, which of the following activities related to wild birds did you participate in, if any?

This question asked about general participation in activities that are related to birdwatching to provide a sense of respondents' engagement in birdwatching from low-engagement activities (*e.g.*, watching birds from my home) to high-engagement activities (*e.g.*, counting/monitoring birds for programs like the Christmas or Backyard Bird Counts).

3.1.32. Questions 34 & 35: Ecological Goods and Services of Wetlands.

Q34 Wetlands perform a variety of functions that are beneficial to people. When wetlands are lost or degraded, these benefits can be greatly reduced or disappear altogether. Below is a list of benefits that are threatened due to loss of wetlands. How concerned would you be if the following benefits were reduced in your community due to a loss of wetlands?

Q35a Which of the wetland benefits listed on the previous page would you be most concerned about being substantially reduced in your community?

Q35b Which of the wetland benefits listed on the previous page would you be least concerned about being substantially reduced in your community?

In Question 34, respondents were also asked about their level of concern about the loss of ten ecological goods and services provided by wetlands using a four-point interval scale (from *Not Concerned at All* to *Very Concerned*). Question 35a asked about the ecological good/service that respondents were most concerned about losing in their community; Question 35b asked respondents to identify the ecological good/service that they were least concerned about losing in their community. The ten ecosystem goods and services that respondents were asked about were:

- Flooding protection;
- Erosion protection;
- Wildlife viewing and birdwatching;
- Hunting opportunities;
- Storage of greenhouse gases, such as carbon;
- Clean water;
- Clean air;
- Providing a home for wildlife;
- Providing a home for animals such as butterflies and bees that pollinate plants and crops; and
- Scenic places for inspiration or spiritual renewal.

3.1.33. Questions 36 - 42: Demographic Characteristics.

Q36 In what year were you born?

Q37 Are you... Male [or] Female?

Q38 What is the highest level of education you have completed?

Q39 Is a nature-related profession (such as farming, fisheries, forestry, environmental science, or conservation) the primary source of your PERSONAL income?

Q40a Do you own land in a rural area (outside of an urban or suburban area)?

Q40b Yes – If so, how many acres do you own in total?

Q41 Which of these categories best describes the place where you live now and where you lived during most of the time you were growing up (that is, until age 16)?

Q42 Please indicate which of the following categories applies to your total personal income for last year?

This set of questions asked respondents to provide information about themselves. Socioeconomic characteristics, such as urban and rural residency (Manfredo *et al.*, 2003; Clendenning *et al.*, 2005), gender, age, length of residency in community (Koval & Mertig, 2004; White *et al.*, 2005), income and education (Manfredo *et al.*, 2003) help to explain people's attitudes, beliefs and perceptions toward environmental issues and land-use management. Information about socioeconomic characteristics also permits for a segmentation of responses to other questions by particular socioeconomic characteristics.

3.2. Sampling Design.

The target population included all Canadian waterfowl hunters 18 years of age and older. The sample frame was provided by Wildlife Habitat Canada; the sample frame was Canadians that had purchased a *Canadian Wildlife Habitat Conservation Stamp* (i.e., a 'duck stamp') in 2016. The sample frame was stratified by Flyways based on postal codes; the postal codes were linked with geographic coordinates using the *Postal Code Conversion File* (Statistics Canada, 2017) and associated with the geographical coordinates of Flyway boundary delineations using GIS. All waterfowl hunters in Canada are required to purchase a *Canadian Wildlife Habitat Conservation Stamp* in addition to the necessary hunting permits. In order to preserve the privacy of *Canadian Wildlife Habitat Conservation Stamp* purchasers, Wildlife Habitat Canada was responsible for the mailing of survey materials from their office.

Large sample sizes are required to evaluate discrete choice experiment attributes, especially if the probability of a choice is low ($p = 0.10$). Choice experiments sample both individual study participants and the total number of choices that make up the study. Assuming that each respondent completes 10 choice sets, a sample of 432 is needed for enough power for a relatively rare choice of $p = .10$. Thus, the minimum sample size of $n = 400$ for each Flyway should provide enough statistical power to estimate a real choice probability of close to 10% of a market $\pm 10\%$ at the 95% confidence interval (Louviere *et al.*, 2000). Assuming a response rate of lower than 25%, 2,000 waterfowl hunters were recruited in each of the four Flyways, for a total sample of 8,000 Canadian waterfowl hunters.

3.3. Data Collection.

A web-based survey of Canadian waterfowl hunters was administered. Potential respondents were contacted through mail and provided instructions about how to access the web-based survey (Appendix C). Using a modified Tailored Design Method, up to four contacts were used; mail-based contacts were used as they are more effective in reaching desired respondents, and increase the likelihood of response (Dillman, 2009). An incentive was used to increase the response rate; potential participants were advised that all survey respondents would be entered into a draw for one of two *Wildlife Habitat Canada Limited Edition 2017 Canadian Wildlife Habitat Conservation Prints*. Non-response bias was examined through a mail survey of non-respondents on key demographic and waterfowl hunting-related recreation characteristic variables (Appendix B). All survey materials were reviewed by the *University of Alberta Research Ethics Board* (Appendix D). Non-response bias results are provided in Appendix E.

3.4. Analysis.

Descriptive statistics (frequency of response, mean, mode) were calculated for each question. Comparisons were made between the four Flyways using ANOVA for interval and ratio data; when the Levene's test indicated that the distribution of the Flyway data violated the assumption of homogeneity of variance, a Welch F-test was used. Effect size was calculated using Cramer's V (ϕ_c) and Phi (ϕ) for categorical data, and Cohen's d and Eta-squared (η^2) for interval and ratio data (Table 2).

Table 2. Effect size indices and associated values for Small, Medium, and Large Effects (Cohen, 1988; Sawilowsky, 2009).

Statistical Test	Effect Size Index	Effect Size		
		Small	Medium	Large
Chi Square (χ^2)	Phi (ϕ) Cramer's V (ϕ_c)	0.1	0.3	0.5
T-test	Cohen's d	0.20	0.50	0.80
ANOVA	Eta squared (η^2)	0.01	0.06	0.14

4. Results

Of the 2,000 potential participants that were contacted, 229 did not have valid mail addresses and could not be delivered; 6 potential participants indicated that they were not waterfowl hunters; and 3 declined to participate. A total of 422 responses were received between September 28th 2017 and April 2nd 2018, which represents a response rate of 23.9% after correcting for undeliverable addresses and ineligible participants (*i.e.*, non-waterfowl hunters). All of the 422 questionnaires that were received were completed in English.

An analysis of non-response bias revealed significant differences between respondents to the main survey and those that replied to the non-response survey. However, with one exception, these significant differences were of small effect. Thus, no weights have been applied to the data based on non-response bias.

4.1. Question 1: Type of Waterfowl Hunted.

The majority of respondents (87.1%) hunted both ducks and geese (Table 3).

Table 3. Which of the following statements best describes your pursuits in waterfowl hunting? (n = 418; most frequently identified response is in **bold**.)

Response	Frequency	%
I hunt only ducks	18	4.3%
I hunt ducks and geese	364	87.1%
I hunt only geese	18	4.3%
I hunt neither ducks nor geese	18	4.3%

4.2. Question 2: Age When Waterfowl Hunting Started

Respondents reported being an average of 23.1 years old when they started waterfowl hunting (Table 4; Figure 1).

Table 4. (Q2) How old were you when you started waterfowl hunting?

Statistic	Value
n	417
Minimum	5
Maximum	73
Mode	12
Median	16
Mean	23.13
Standard Deviation	14.294

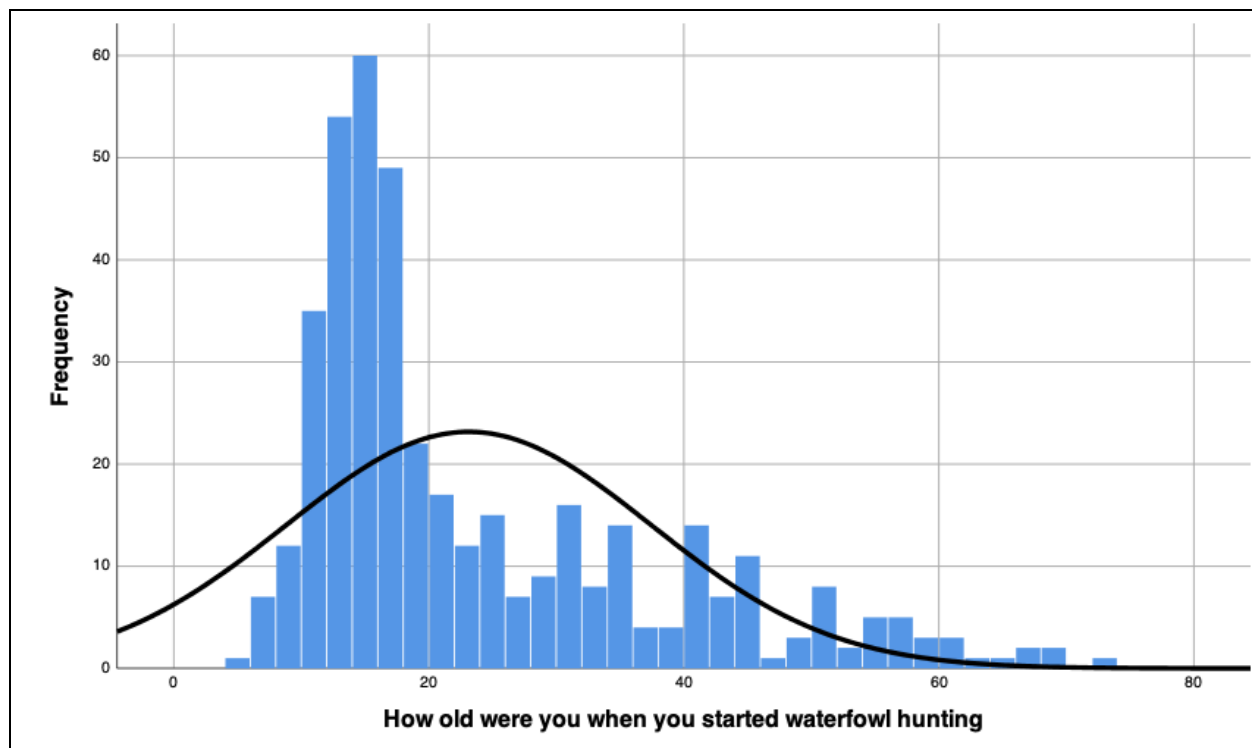


Figure 1. (Q2) Histogram: How old were you when you started waterfowl hunting?

4.3. Question 3: Waterfowl Hunting Participation Over Last Five Years.

Most respondents reported hunting 5 years over the last 5 years (Table 5).

Table 5. (Q3) How many years of the last 5 years have you hunted waterfowl? (n = 400; most frequently identified response is in **bold**.)

Response	Frequency	%
None	11	2.8%
1 Year	33	8.3%
2 Years	51	12.8%
3 Years	63	15.8%
4 Years	56	14.0%
5 Years	186	46.5%

4.4. Question 4D: Average Number of Ducks Harvested Per Year Over Last Five Years.

Most respondents reported harvesting an average of five or fewer ducks a year over the last five years (Table 6).

Table 6 (Q4D) Over the last five years, how many ducks did you harvest in a year on average? (n = 369; most frequently identified response is in **bold**.)

Response	Frequency	%
5 or less	137	37.1%
Between 6 and 10	77	20.9%
Between 11 and 20	73	19.8%
Between 21 and 50	64	17.3%
More than 50	18	4.9%

4.5. Question 4G: Average Number of Ducks Harvested Per Year Over Last Five Years.

A majority of respondents reported harvesting an average of five geese or fewer a year over the last five years (Table 7).

Table 7. (Q4G) Over the last five years, how many geese did you harvest in a year on average? (n = 367; most frequently identified response is in **bold**.)

Response	Frequency	%
5 or less	200	54.5%
Between 6 and 10	65	17.7%
Between 11 and 20	56	15.3%
Between 21 and 50	37	10.1%
More than 50	9	2.5%

4.6. Question 5: Number of Days Typically Spent Hunting Waterfowl per Year Over Last Five Years.

Most respondents reported hunting waterfowl an average of five or fewer days over the last five years (Table 8).

Table 8. (Q5) Over the last five years, about how many days did you usually hunt waterfowl in a year? (n = 386; most frequently identified response is in **bold**.)

Response	Frequency	%
5 days or less	177	45.9%
6 to 10 days	115	29.8%
11 to 20 days	61	15.8%
21 to 30 days	14	3.6%
More than 30 days	19	4.9%

4.7. Question 6: Number of Days Spent Waterfowl Hunting in 2016.

Respondents reported spending an average of 6.25 days hunting waterfowl in 2016 (Table 9; Figure 2).

Table 9. (Q6) During last year's (2016) waterfowl hunting season, how many days did you hunt for waterfowl?

Statistic	Value
n	338
Minimum	0
Maximum	65
Mode	0
Median	3
Mean	6.25
Standard Deviation	9.858

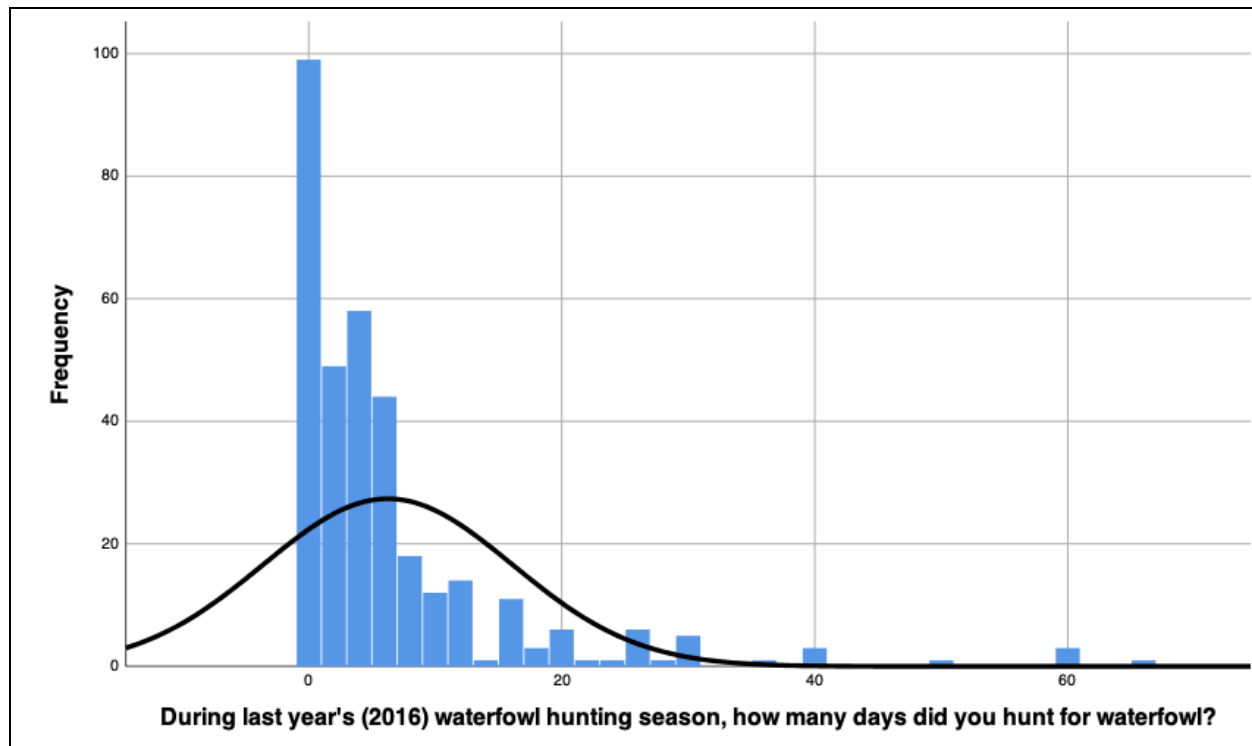


Figure 2. During last year's (2016) waterfowl hunting season, how many days did you hunt for waterfowl?

4.8. Question 7: Number of Times Required to Shoot a Daily Bag Limit of Ducks/Geese to have a Satisfying Season.

More than two-thirds of respondents reported that they never felt the need to shoot a daily bag limit of ducks/geese to have a satisfying season (Table 10).

Table 10. (Q7) How many times do you feel you need to shoot a daily bag limit of ducks/geese to have a satisfying season? (n = 388; most frequently identified response is in **bold**.)

Response	Frequency	%
Never	269	69.3%
On at least one of my hunts	38	9.8%
Occasionally on my hunts	67	17.3%
Most of my hunts	12	3.1%
Every time I hunted	2	0.5%

4.9. Question 8: Number of Times the Limit of Ducks/Geese was Shot in 2016.

More than half of respondents reported that they never shot a limit of ducks/geese during last year's season (Table 11).

Table 11. (Q8) How many times did you shoot a limit of ducks/geese during last year's season (2016)? (n = 389; most frequently identified response is in **bold**.)

Response	Frequency	%
Never	225	57.8%
On at least one of my hunts	56	14.4%
Occasionally on my hunts	49	12.6%
Most of my hunts	13	3.3%
Every time I hunted	4	1.0%
I did not hunt in 2016	42	10.8%

4.10. Question 9: Circumstances of a Typical Hunt.

Three in five respondents reported that they typically go hunting when they plan the hunt and when someone else invites them (Table 12).

Table 12. (Q9) Under what circumstances do you typically go hunting? (n = 387; most frequently identified response is in **bold**.)

Response	Frequency	%
When I plan the hunt myself	107	27.6%
When someone else invites me	44	11.4%
Both when I plan the hunt or someone else invites me	236	61.0%

4.11. Question 10a: Flyway Hunted in Most Often.

Almost two-thirds of respondents reported that they hunted most often in the Pacific Flyway last year or in the year that they last hunted (Table 13).

Table 13. (Q10a) In which Flyway did you hunt most often last year (2016) or in the year you last hunted? (n = 389; most frequently identified response is in **bold**.)

Response	Frequency	%
Pacific Flyway	248	63.8%
Central Flyway	139	35.7%
Mississippi Flyway	2	0.5%
Atlantic Flyway	0	0.0%

4.12. Question 10b: Province / Territory / State Hunted in Most Often.

A majority of respondents reported the Canadian Province/Territory or US State they hunted waterfowl in most often over the past five years was British Columbia (Table 14).

Table 14. (Q10b) In which Canadian Province/ Territory or US State have you hunted waterfowl most often over the past 5 years? (n = 389; most frequently identified response is in **bold**.)

Response	Frequency	%
Alberta	134	34.4%
British Columbia	220	52.1%
Manitoba	0	0.0%
New Brunswick	0	0.0%
Newfoundland	0	0.0%
Nova Scotia	0	0.0%
Northwest Territories	0	0.0%
Nunavut	0	0.0%
Ontario	1	0.3%
Prince Edward Island	0	0.0%
Québec	1	0.3%
Saskatchewan	28	7.2%
Yukon	5	1.3%
USA: North Dakota	0	0.0%

4.13. Question 11: Waterfowl Hunting Trip Duration.

More than three-quarters of respondents reported that they primarily took day trips when they hunt waterfowl (Table 15).

Table 15. (Q11) Do you primarily take day trips or overnight/multi-day trips when you waterfowl hunt? (n = 389; most frequently identified response is in **bold**.)

Response	Frequency	%
Primarily day trips	301	77.4%
Primarily overnight or multi-day trips	66	17%
Both about equally	22	5.7%

4.14. Question 12: Jurisdiction of Where Most Waterfowl Hunting is Done.

The most frequently identified places where respondents hunted waterfowl were private property owned by a friend or another landowner who had given them permission to hunt for free (Table 16).

Table 16. (Q12) Please indicate where you do most of your waterfowl hunting. (n = 388; most frequently identified response is in **bold**.)

Response	Frequency	%
Public lands or waters.	171	44.1%
Private property owned by you, your family or in partnership with someone else.	21	5.4%
Private property owned by a friend or another landowner who give you permission to hunt for free.	185	47.7%
Private property you lease or pay to hunt on.	8	2.1%
Guest on private property someone else leases or pay to hunt on.	3	0.8%

4.15. Question 13: Importance of Hunting Different Kinds of Waterfowl.

Fewer than one-third of respondents (32.6%) indicated some degree of importance for hunting diving ducks (Table 17). More than one in ten respondents (12.2%) reported that hunting sea ducks had some degree of importance. More than nine in ten respondents (91.5%) reported that hunting mallards had some degree of importance. Seven in ten respondents (70.7%) indicated some degree of importance for hunting pintails. More than two-thirds of respondents (69.5%) indicated that hunting other dabbling ducks had some degree of importance. Almost nine in ten respondents (89.8%) indicated that hunting geese had some degree of importance.

4.16. Question 14: Potential Waterfowl Hunting Issues.

More than half of respondents (52.6%) indicated that crowding at hunting areas was not a problem at all in the province / territory where they hunt waterfowl most (Table 18). Almost half of respondents (49.6%) indicated that hunting pressure was not a problem at all. More than half of respondents (55.5%) indicated that interference from other waterfowl hunters was not a problem at all. More than seven of ten respondents (71.4%) indicated that conflict with other waterfowl hunters in places that they hunted was not a problem at all. Almost three of five respondents (29.0%) indicated that lack of public places for waterfowl hunting was not a problem at all.

4.17. Question 15: Satisfaction With the Management of Duck Hunting.

More than half of respondents (57.3%) were satisfied with the number of ducks that they saw during the season (Table 19). Just fewer than half of respondents (48.1%) were satisfied with the number of ducks that they had harvested during the season. Three in five respondents (60.0%) were satisfied with the number of days in the duck season. Seven in ten respondents (70.4%) were satisfied with the number of ducks in the daily limit. More than half of respondents (56.4%) were satisfied with the number of ducks typically present during the hunting season. Almost two-thirds of respondents (63.6%) were satisfied with the quality of habitat where they hunted. Three-quarters of respondents (75.2%) were satisfied with their overall duck hunting experience.

Table 17. (Q13) How important is it to you to hunt the following in the Pacific Flyway? (Most frequently identified response is in **bold**.)

How important is it to you to hunt...	n	Not at all Important (1)	Slightly Important (2)	Moderately Important (3)	Very Important (4)	Extremely Important (5)	Mean	SD
Diving ducks	239	67.4%	17.6%	7.9%	4.6%	2.5%	1.57	0.993
Sea ducks	237	87.8%	7.2%	2.5%	1.3%	1.3%	1.2	0.668
Mallards	246	8.5%	7.7%	16.7%	32.9%	34.1%	3.76	1.239
Pintails	232	29.3%	14.7%	21.1%	21.6%	13.4%	2.75	1.420
Other dabbling ducks	239	30.5%	14.6%	22.6%	20.5%	11.7%	2.68	1.396
Geese	246	10.2%	8.1%	19.9%	30.9%	30.9%	3.64	1.275

Table 18. (Q14) Please indicate how much of a problem the following are in the province / territory where you hunt waterfowl most often. (Most frequently identified response is in **bold**.)

Item	n	Not at all a Problem (1)	Slight Problem (2)	Moderate Problem (3)	Severe Problem (4)	Very Severe Problem (5)	Mean	SD
Crowding at hunting areas	384	52.6%	25.5%	14.8%	5.2%	1.8%	1.78	1.001
Hunting pressure	385	49.6%	26.8%	16.6%	5.2%	1.8%	1.83	1.003
Interference from other waterfowl hunters	384	55.5%	29.7%	10.2%	3.4%	1.3%	1.65	0.889
Conflict with other waterfowl hunters in places I hunt	384	71.4%	17.7%	8.1%	1.8%	1.0%	1.43	0.802
Lack of public places for waterfowl hunting.	386	29.0%	10.4%	20.5%	18.1%	22.0%	2.94	1.526

Table 19. (Q15) In the province / territory where you hunt ducks most often, how dissatisfied or satisfied are you with... (Most frequently identified response is in **bold**.)

Satisfaction with...	n	Very Dissatisfied (1)	Somewhat Dissatisfied (2)	Neutral (3)	Somewhat Satisfied (4)	Very Satisfied (5)	Mean	SD
The number of ducks you see during the season.	368	5.4%	15.5%	21.7%	27.4%	29.9%	3.61	1.215
The number of ducks you harvest during the season.	366	6.0%	17.2%	28.7%	26.0%	22.1%	3.41	1.180
The number of days in the duck season.	365	3.8%	8.5%	27.7%	22.2%	37.8%	3.82	1.144
The number of ducks in the daily limit.	366	2.2%	2.5%	24.9%	24.0%	46.4%	4.10	1.00
The number of ducks typically present during the hunting season.	367	4.4%	17.2%	22.1%	31.1%	25.3%	3.56	1.167
Quality of habitat where you hunt.	368	4.9%	12.5%	19.0%	32.3%	31.3%	3.73	1.171
Your overall duck hunting experience.	368	2.4%	9.0%	13.3%	39.1%	36.1%	3.98	1.037

4.18. *Question 16a: Minimum Number of Ducks Harvested per Day for a Satisfying Hunt.*

More than half of respondents (60.3%) reported that two or fewer ducks was the minimum number of ducks that they had to harvest in a day to feel satisfied with the hunt (Table 20).

Table 20. (Q16a) What is the minimum number of ducks you have to harvest in a day to feel satisfied with the hunt? (n = 363; most frequently identified response is in **bold**.)

Number of ducks	Frequency	%
0 ducks	72	19.8%
1 duck	76	20.9%
2 ducks	71	19.6%
3 ducks	35	9.6%
4 ducks	57	15.7%
5 ducks	28	7.7%
6 ducks	15	4.1%
7 ducks	1	0.3%
More than 7 ducks	8	2.2%

4.19. *Question 16b: Smallest Acceptable Bag Limit.*

Almost one-third of respondents (31.0%) indicated that they would hunt with a daily bag limit of any size (Table 21).

Table 21. (Q16b) What is the smallest daily bag limit you would accept before you would no longer hunt ducks? (n = 368; most frequently identified response is in **bold**.)

Daily Bag Limit Size	Frequency	%
6 ducks	60	16.3%
5 ducks	50	13.6%
4 ducks	69	18.8%
3 ducks	33	9.0%
2 ducks	29	7.9%
1 duck	13	3.5%
I'll hunt with any size daily bag limit	114	31.0%

4.20. Question 16c: *Minimum Acceptable Number of Days in a Waterfowl Hunting Season.*

Almost three in ten respondents (28.5%) indicated that they would hunt with any season length (Table 22).

Table 22. (Q16c) What is the minimum number of days in a waterfowl hunting season you would accept before you would no longer hunt ducks? (n = 368; most frequently identified response is in **bold**.)

Number of Days	Frequency	%
60 days	109	29.6%
55 days	3	0.8%
50 days	16	4.3%
45 days	24	6.5%
40 days	20	5.4%
35 days	1	0.3%
30 days	52	14.1%
25 days	6	1.6%
20 days	12	3.3%
15 days	6	1.6%
10 days	14	3.8%
I'll hunt with any season length	105	28.5%

4.21. Discrete Choice Models for Preferred Trips.

Results for the hierarchical Bayes model, including average utilities, or usefulness, for each attribute level, summarize waterfowl hunters' preferences for attributes associated with waterfowl hunting experiences. The attribute importances (Table 23) provide a summary of how important each of the five attributes were in respondents' choices. The utilities of each level for each attribute are summarized in Table 24. The most important attributes in the choice of waterfowl hunting trips were:

- Interference/competition from other hunters
- Length of travel; and
- Harvest.

The levels with the highest utility included:

- Travel time of 30 minutes;
- No interference/competition from other hunters;
- Harvest 6 birds;
- Travel time of 1 hour; and
- Low competition from other hunters.

Table 23. Relative attribute importance derived from hierarchical Bayes estimation (n = 387).

Trip Choice Attribute	Average Importances	SD
Harvest	21.51	10.905
Access Effort	13.11	7.766
Length of Travel	25.98	10.843
Quantity of Waterfowl	12.39	4.877
Potential for Interference/Competition	27.02	10.435

Table 24. Hierarchical Bayes model average utilities for waterfowl hunting trip attribute levels (n = 387).

Trip Choice Attribute Level	Average Utilities	SD
<i>Harvest</i>		
One bird	-57.04	35.317
3 birds	15.01	12.151
6 birds	42.03	32.513
<i>Access Effort</i>		
Easy access that takes little effort	20.78	20.044
Moderate access that takes some effort	15.57	13.181
Difficult access that takes a lot of effort	-36.35	27.619
<i>Length of Travel</i>		
30 minutes	54.68	42.565
1 hour	39.71	20.805
2 hours	2.16	14.585
3 hours	-36.80	30.365
4 hours	-59.75	35.258
<i>Quantity of Waterfowl</i>		
25 birds or less	-26.73	18.258
50 birds	-12.52	16.326
250 birds	12.26	14.096
500 birds	7.02	16.909
1,000 birds or more	19.97	20.560
<i>Potential for Interference/Competition from Other Hunters</i>		
No competition	44.97	27.985
Low competition from other hunters	37.92	17.474
Moderate competition from other hunters	1.05	16.332
High competition from other hunters	-83.94	31.111
<i>NONE: I would not go waterfowl hunting if these were my only choices.</i>	-28.40	130.800

4.22. Question 18a: Duck Hunting Regulation Priorities.

More than one-third of respondents (38.6%) indicated that having the largest bag limits possible was a moderate priority (Table 25). Two in five respondents (40.5%) indicated that having the longest seasons possible was a moderate priority. More than one-third of respondents (38.2%) indicated that having the largest duck populations possible was a high priority. One-quarter of respondents (25.1%) indicated that avoiding different season lengths for different duck species was a high priority; a similar percentage indicated that this was a very high priority. More than one-third of respondents (36.6%) indicated that providing the simplest regulations possible was a high priority. More than one-third of respondents (36.7%) indicated that reducing the number of species-specific bag limits was a moderate priority. More than one-third of respondents (38.4%) indicated that having the largest drake mallard bag limits possible was a moderate priority.

Table 25. (Q18a) How much priority should provincial / territorial and federal agencies give the following when setting annual duck hunting regulations? (Most frequently identified response is in **bold**.)

Item	n	Very Low (1)	Low (2)	Moderate (3)	High (4)	Very High (5)	Mean	SD
Having the largest bag limits possible.	383	13.3%	27.2%	38.6%	13.8%	7.0%	2.74	1.077
Having the longest seasons possible.	383	34%	10.4%	40.5%	28.2%	17.5%	3.46	1.007
Having the largest duck populations possible.	380	0.8%	2.1%	25.0%	38.2%	33.9%	4.02	0.864
Avoiding different season lengths for different duck species.	383	7.8%	10.7%	31.3%	25.1%	25.1%	3.49	1.200
Providing the simplest regulations possible.	383	1.3%	3.1%	24.5%	36.6%	34.5%	4.00	0.914
Reducing the number of species-specific bag limits.	384	7.0%	23.2%	36.7%	21.9%	11.2%	3.07	1.085
Having the largest drake mallard bag limits possible.	383	8.1%	19.1%	38.4%	21.9%	12.5%	3.12	1.107

4.23. Question 18b: Ranking Duck Hunting Regulation Priorities.

Two-thirds of respondents (66.9%; Table 26) indicated that having the largest duck populations possible was the first priority for the setting of duck hunting regulations. More than two in five respondents (43.4%) indicated that avoiding different season lengths for different duck species was the second priority for the setting of duck hunting regulations. More than three in five respondents (61.3%) reported that reducing the number of species-specific bag limits was the third priority for the setting of duck hunting regulations.

Table 26. (Q18b) Of all the options listed below, please rank your top three to indicate your highest priorities. (Most frequently identified response is in **bold**.)

Item	n	First Priority	Second Priority	Third Priority
Having the largest bag limits possible.	112	22.3%	32.1%	45.5%
Having the longest seasons possible.	233	32.6%	42.1%	25.3%
Having the largest duck populations possible.	284	66.9%	21.8%	11.3%
Avoiding different season lengths for different duck species.	99	12.1%	43.4%	44.4%
Providing the simplest regulations possible.	214	19.2%	35.5%	45.3%
Reducing the number of species-specific bag limits.	80	13.8%	25.0%	61.3%
Having the largest drake mallard bag limits possible.	90	18.9%	38.9%	42.2%

4.24. Question 19: Comprehension of Species-Specific Bag Limits.

More than four of five respondents indicated that the current rules for species-specific bag limits were not difficult understand (Table 27).

Table 27. (Q19) For the provinces / territories where you hunt, are rules for current species-specific bag limits difficult to understand? (n = 380; most frequently identified response is in **bold**.)

Response	Frequency	%
Yes	50	13.2%
No	330	86.8%

4.25. *Question 20: Field Compliance of Species-Specific Bag Limits.*

More than four of five respondents (82.2%) reported that the current species-specific bag limits were not difficult to comply with in the field (Table 28).

Table 28. (Q20) For the provinces / territories where you hunt, are the current species-specific bag limits difficult to comply with in the field? (n = 381; most frequently identified response is in **bold**.)

Response	Frequency	%
Yes	68	17.8%
No	313	82.2%

4.26. *Question 21: Preferred Scenarios for Bag Limits of Duck Species that Typically Have Smaller Bag Limits.*

A majority of respondents expressed a preference for maximizing harvest opportunity by maintaining individual species bag limits (Table 29).

Table 29. (Q21) Please indicate your preferred scenario for bag limits of duck species that typically have smaller bag limits. (n = 376; most frequently identified response is in **bold**.)

Scenario	Frequency	%
Maximize harvest opportunity by maintaining individual species bag limits.	199	52.9%
Create simpler regulations by creating aggregate bag limits for a combination of certain species.	177	47.1%

4.27. Question 22: Degree of Specialization (Commitment/Experience) with Waterfowl Hunting.

More than two in five respondents (45.8%) disagreed that if they couldn't go waterfowl hunting they were not sure what they would do instead (Table 30). More than half of respondents (53.5%) disagreed that a lot of their life was organized around waterfowl hunting. More than two in five respondents (46.8%) disagreed that waterfowl hunting had a central role in their life. More than nine in ten respondents (93.2%) agreed that getting to enjoy the natural environment through waterfowl hunting was important. A similar percentage of respondents (95.5%) agreed that being in nature was an important part of waterfowl hunting. More than half of respondents (57.6%) disagreed that getting their limit was important to them. More than three-quarters of respondents (76.9%) agreed that developing their skills and abilities in waterfowl hunting was important to them. Almost two-thirds of respondents (64.9%) agreed that challenging their waterfowl hunting skills was important. Almost half of respondents (49.1%) disagreed that most of their friends were in some way connected with waterfowl hunting. More than nine in ten respondents (95.3%) agreed that the sights and sounds of nature were important to waterfowl hunting. More than two-thirds of respondents (68.0%) agreed that waterfowl hunting was one of the most enjoyable activities that they did. More than one-third of respondents (35.3%) agreed that using new techniques, technology and equipment to improve their waterfowl hunting was important to them.

Table 30. (Q22) We are interested in how much waterfowl hunting means to you. Please indicate how much you disagree or agree with the following statements about your personal participation in waterfowl hunting. (Most frequently identified response is in **bold**.)

Statement	n	Strongly Disagree (1)	Disagree (2)	Neutral (3)	Agree (4)	Strongly Agree (5)	Mean	SD
If I couldn't go waterfowl hunting I am not sure what I would do instead.	380	21.3%	24.5%	25.0%	21.3%	7.9%	2.70	1.241
A lot of my life is organized around waterfowl hunting.	381	22.8%	30.7%	22.6%	17.6%	6.3%	2.54	1.199
Waterfowl hunting has a central role in my life.	376	19.9%	26.9%	23.7%	21.3%	8.2%	2.71	1.237
Getting to enjoy the natural environment through waterfowl hunting is important.	382	1.0%	0.5%	5.2%	43.7%	49.5%	4.40	0.709
Being in nature is an important part of waterfowl hunting.	382	0.3%	0.3%	3.9%	35.6%	59.9%	4.55	0.612
Getting my limit is important to me.	382	20.2%	37.4%	32.2%	8.4%	1.8%	2.34	0.953
Developing my skills and abilities in waterfowl hunting is important to me.	382	1.3%	2.6%	19.1%	55.2%	21.7%	3.93	0.793
Challenging my waterfowl hunting skills is important.	382	1.0%	5.0%	29.1%	46.6%	18.3%	3.76	0.844
Most of my friends are in some way connected with waterfowl hunting.	379	17.4%	31.7%	24.5%	20.8%	5.5%	2.65	1.152
The sights and sounds of nature are important to waterfowl hunting.	382	0.3%	0.0%	4.5%	46.1%	49.2%	4.44	0.606
Waterfowl hunting is one of the most enjoyable activities I do.	381	2.1%	7.3%	22.6%	37.3%	30.7%	3.87	1.001
Using new techniques, technology and equipment to improve my waterfowl hunting is important to me.	382	7.6%	18.1%	39.0%	26.4%	8.9%	3.11	1.047

4.28. *Question 23a: Taking Others Waterfowl Hunting.*

Almost seven of ten respondents reported that they did not take anyone waterfowl hunting who had never waterfowl hunted before (Table 31).

Table 31. (Q23a) During this past season did you take anyone waterfowl hunting who had never waterfowl hunted before? (n = 382; most frequently identified response is in **bold**.)

Response	Frequency	%
Yes	116	30.4%
No	266	69.6%

4.29. *Question 23b: Who was Introduced to Waterfowl Hunting that had not Hunted Waterfowl Before.*

Of those respondents that did take someone waterfowl hunting who had never waterfowl hunted before, more than half introduced an adult friend to waterfowl hunting (Table 32).

Table 32. (Q23b) If you did [take anyone waterfowl hunting who had never waterfowl hunted before], who did you introduce? (n = 116; most frequently identified response is in **bold**.)

Response	Frequency	%
My own children	35	30.2%
Related children	14	12.1%
Other children	18	15.5%
Adult close family	5	4.3%
Adult extended family	7	6.0%
Adult friend	63	54.3%
Co-worker	16	13.8%
Other	10	8.6%

4.30. *Question 24: identity.*

More than four in five of respondents (83.4%) identified as birdwatcher to some degree (Table 33).

Almost all respondents (98.1%) identified as a duck hunter to some degree. More than nineteen in twenty respondents (96.6%) had some degree of identification as a goose hunter. More than nine in ten respondents (93.4%) identified as another type of hunter. More than nineteen in twenty respondents (97.9%) had some degree of identification as a conservationist.

Table 33. (Q24) A person can think of themselves in a variety of ways. Please indicate the extent to which you identify yourself as a/an... (Most frequently identified response is in **bold**.)

Identity	n	Not at All (1)	Slightly (2)	Moderately (3)	Strongly (4)	Very Strongly (5)	Mean	SD
Birdwatcher	368	16.6%	24.2%	35.1%	15.2%	9.0%	2.76	1.167
Duck Hunter	378	1.9%	15.1%	34.7%	25.7%	22.8%	3.52	1.0568
Goose Hunter	378	3.4%	19.6%	31.0%	24.3%	21.7%	3.41	1.130
Other type of hunter	380	6.6%	5.8%	20.5%	32.9%	34.2%	3.82	1.159
Conservationist	378	2.1%	5.3%	14.8%	38.1%	39.7%	4.08	0.971

4.31. Question 25: Social Networks.

Respondents indicated that they had acquaintances, close friends, and relatives in each of the structural positions that were presented to them; and all of the structural positions resonated with at least some of the respondents as structural positions that they would use to classify themselves (Table 34). The top five structural positions that respondents indicated they had acquaintances in were other type of hunter (*e.g.*, small/big game), angler, waterfowl hunter, farmer/rancher, and member of Ducks Unlimited. The top five structural positions that respondents indicated that they had close friends in were other type of hunter (*e.g.*, small/big game), angler, waterfowl hunter, farmer/rancher, and member of Ducks Unlimited. The top five structural positions that respondents indicated that they had relatives in were other type of hunter (*e.g.*, small/big game), angler, waterfowl hunter, farmer/rancher, and birdwatcher. The top five structural positions that respondents indicated that they would classify themselves as being a part of were waterfowl hunter, other type of hunter (*e.g.*, small/big game), angler, member of a hunting/conservation organizations not focused on waterfowl (*e.g.*, National Wild Turkey Federation, Rocky Mountain Elk Foundation), and birdwatcher.

Table 34. (Q25) We are interested in knowing about your “personal community” and whether you know people in certain kinds of occupations and people affiliated with certain types of organizations. Among your relatives, close friends, or acquaintances, are there people who participate in the following activities, have the following jobs or who belong to the following organizations? Also, would you classify yourself in any of the following areas [structural positions]? (n = 380)

Structural Position	Acquaintance	Close Friend	Relative	Myself
Angler	52.4%	70.5%	64.5%	80.0%
Birdwatcher	28.2%	25.0%	29.2%	38.2%
Farmer/Rancher	45.0%	38.4%	32.6%	12.4%
National park manager/employee	19.7%	8.2%	2.6%	1.8%
Outdoor educator	29.5%	16.3%	5.5%	10.0%
Provincial/state park manager/employee	18.9%	9.5%	3.7%	2.1%
Waterfowl hunter	52.1%	70.3%	52.4%	82.4%
Other type of hunter (e.g., small/big game)	59.5%	75.5%	66.1%	80.8%
Provincial/state wildlife agency manager/employee	21.6%	10.3%	4.2%	2.9%
Canadian Wildlife Service manager/employee	14.2%	5.5%	2.1%	2.1%
Wildlife artist (amateur or professional)	18.9%	7.1%	6.3%	5.5%
Wildlife biologist	28.9%	13.9%	3.9%	4.5%
Wildlife photographer (amateur or professional)	27.1%	19.5%	15.0%	18.2%
Member of a fishing/conservation organizations (e.g., Trout Unlimited)	37.9%	30.5%	18.6%	32.6%
Member of birding and birdwatching groups (e.g., Bird Studies Canada)	17.2%	9.3%	7.2%	3.2%
Member of bird conservation groups (e.g., National Audubon Society (including local chapters), Cornell Lab, bird observatories)	14.9%	9.5%	7.2%	6.1%
Member of ornithological societies and groups (e.g., Western field ornithologist, National or regional ornithological societies)	8.8%	3.4%	1.1%	2.1%
Member of Ducks Unlimited	38.2%	35.5%	23.6%	31.6%
Member of Delta Waterfowl	12.2%	10.9%	4.5%	5.8%
Member of provincial/territorial or regional waterfowl association	10.3%	8.2%	3.4%	6.15%
Member of a hunting/conservation organizations not focused on waterfowl (e.g., National Wild Turkey Federation, Rocky Mountain Elk Foundation)	31.3%	29.4%	21.2%	39.0%
Member of other local/regional conservation organizations	23.9%	19.4%	11.9%	22.8%
Member of a local naturalist organizations	15.9%	7.2%	4.8%	4.5%
Member of other national/international conservation organizations (e.g., The Nature Conservancy, Sierra Club, World Wildlife Fund)	13.5%	7.2%	5.0%	7.7%

4.32. Question 26: Organizational Involvement.

The majority of respondents indicated that they did not have any involvement with the waterfowl organizations that were asked about (Table 35).

Table 35. (Q26) Please indicate your level of involvement with the following organizations in the past 12 months, even if you were not a member. (Most frequently identified response is in **bold**.)

Organization	n	No Involvement (1)	Slight Involvement (2)	Moderate Involvement (3)	High Involvement (4)	Mean	SD
Ducks Unlimited	363	57.0%	28.4%	10.2%	4.4%	1.62	0.840
Delta Waterfowl	315	91.7%	6.0%	2.2%	0.0%	1.10	0.372
Provincial / Territorial / Regional Waterfowl Association	318	86.5%	9.7%	2.8%	0.9%	1.18	0.513

4.33. Question 27: Trust of Organizations.

More than nine in ten respondents (91.3%) indicated that they had some degree of trust in Provincial / Territorial wildlife agencies to keep their best interests in mind as a waterfowl hunter (Table 36). The same percentage of respondents reported some degree of trust in Federal wildlife and land management agencies. Fewer than half of respondents (47.3%) reported that they had some degree of trust in elected officials to keep their best interests in mind as a waterfowl hunter. More than nineteen in twenty respondents (97.8%) indicated that they had some degree of trust in waterfowl hunting/conservation organizations. More than four of five respondents (87.9%) indicated that they had some degree of trust in birding/bird conservation organizations to keep their best interests in mind as a waterfowl hunter. More than four in five respondents (86.8%) reported some degree of trust in other conservation organizations to keep their best interests in mind as a waterfowl hunter. More than nine in ten respondents (91.2%) reported that they had some degree of trust in university/college researchers/scientists to keep their best interests in mind as a waterfowl hunter.

4.34. Question 28: Donations to Organizations Concerned with Wetland, Waterfowl, and Birds.

More than two in five respondents (46.0%) did not make any donations to wetland and/or waterfowl conservation in the 12 months prior to completing the survey (Table 37). More than four of five respondents (81.3%) did not make any donations to the conservation of other bird species. More than nine in ten respondents (91.8%) did not make any donations to birdwatching and related issues. More than two in five respondents (48.2%) did not make any donations to waterfowl hunting and hunting related issues.

Table 36. (Q27) How much do you trust the following organizations to keep your best interest in mind as a waterfowl hunter? (Most frequently identified response is in **bold**.)

Organization	n	Do not Trust at All (1)	Trust a Little (2)	Trust Somewhat (3)	Trust a Lot (4)	Trust Completely (5)	Mean	SD
Provincial / Territorial wildlife agencies	369	8.7%	18.4%	47.4%	21.4%	4.1%	2.94	0.952
Federal wildlife and land management agencies	367	8.7%	20.4%	45.2%	21.3%	4.4%	2.92	0.968
Elected officials	370	52.7%	30.0%	13.5%	3.0%	0.8%	1.69	0.872
Waterfowl hunting/conservation organizations	371	2.2%	9.2%	25.3%	49.3%	14.0%	3.64	0.909
Birding/bird conservation organizations	364	12.1%	20.1%	34.3%	28.0%	5.5%	2.95	1.088
Other conservation organizations	356	13.2%	24.2%	37.4%	21.3%	3.9%	2.79	1.048
University/college researchers/scientists	364	8.8%	25.0%	31.6%	29.1%	5.5%	2.98	1.056

Table 37. (Q28) Please indicate how much money you personally donated to the following causes in the past 12 months. (Most frequently identified response is in **bold**.)

Cause	n	\$0	Less than \$250	\$250 – \$999	\$1,000 – \$2,499	\$2,500 – \$4,999	\$5,000 – \$9,999	\$10,000 or More
Wetland and/or waterfowl conservation	367	46.0%	43.1%	8.2%	1.4%	0.8%	0.0%	0.5%
Conservation of other bird species	336	81.3%	16.4%	1.2%	1.2%	0.0%	0.0%	0.0%
Birdwatching and related issues	330	91.8%	7.3%	0.6%	0.3%	0.0%	0.0%	0.0%
Waterfowl hunting and hunting related issues	363	48.2%	38.0%	9.9%	3.0%	0.6%	0.3%	0.0%

4.35. *Question 29: Potential Changes to the Costs of Migratory Game Bird Hunting Permits and Canadian wildlife Habitat Conservation Stamps.*

A majority of respondents indicated that they would be willing to buy a Migratory Bird Hunting permit and a Canadian Wildlife Habitat Conservation Stamp under each of the scenarios that were presented to them (Table 38). The option preferred by 19 of 20 respondents was that the Stamp and Permit fees along with the combined fee remain the same (*i.e.*, no fee increase).

Table 38. (Q29) Would you be willing to buy a Migratory Bird Hunting permit and a Canadian Wildlife Habitat Conservation Stamp if... (Most frequently identified response is in **bold**.)

Statement	n	Frequency	%
... the Stamp fee increases by \$4 for a new combined fee of \$21.	343	304	88.6%
... the Stamp fee increases by \$4 and Permit fee increases by \$4 for new combined fee of \$25.	350	277	79.1%
... the Stamp fee increases by \$9 and Permit fee increases by \$9 for a new combined fee of \$35.	337	185	54.9%
... the Stamp and Permit fees along with the combined fee remain the same (<i>i.e.</i>, no fee increase).	342	326	95.3%

4.36. *Question 30: Money Spent for the Management of Wetlands on Private Lands.*

More than nine in ten respondents did not spend any money for wetlands management on private lands (Table 39).

Table 39. (Q30) In the past 12 months did you personally spend money for wetlands management on private lands? (n = 373; most frequently identified response is in **bold**.)

Response	Frequency	%
No	340	91.2%
Yes... I spent...	14	3.8%
Yes, but I'd rather not say how much	19	5.1%

Respondents that did indicate how much money they spent for wetlands management on private lands reported spending an average of \$911.54 (Table 40; Figure 3).

Table 40. (Q30) In the last 12 months did you personally spend money for wetlands management on private lands?

Statistic	Value
n	13
Minimum	\$100.00
Maximum	\$4,000.00
Mode	\$100.00
Median	\$650.00
Mean	\$911.54
Standard Deviation	\$1,061.476

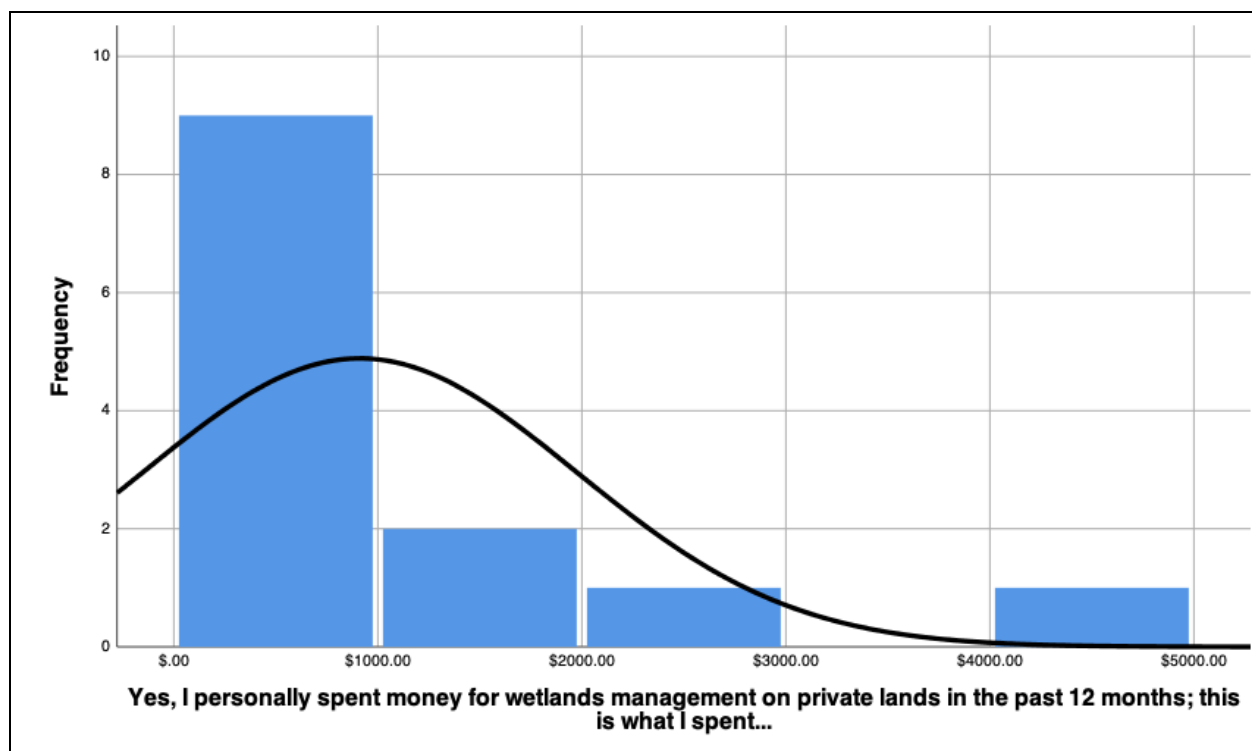


Figure 3. Personal spending for wetlands management on private lands in the past 12 months.

4.37. Question 31: Involvement in Wetlands or Waterfowl Conservation Activities.

At least seven of ten respondents reported that they had never been involved in any of the six wetlands or waterfowl conservation activities in the 12 months prior to completing the survey (Table 41).

Table 41. (Q31) Please indicate your level of involvement in the following wetlands or waterfowl conservation activities in the last 12 months. (Most frequently identified response is in **bold**.)

Wetland/Waterfowl Conservation Activity	n	Never (1)	Rarely (2)	Sometimes (3)	Often (4)	Very Often (5)	Mean	SD
Worked on land improvement projects related to wetlands or waterfowl conservation.	368	75.0%	10.9%	10.9%	1.9%	1.4%	1.4	0.862
Attended meetings about wetlands or waterfowl conservation.	366	71.3%	13.4%	10.9%	2.7%	1.6%	1.50	0.912
Volunteered my personal time and effort to conserve wetlands or waterfowl.	364	73.1%	9.6%	11.3%	3.0%	3.0%	1.53	1.010
Contacted elected officials or government agencies about wetlands or waterfowl conservation.	364	82.1%	8.2%	7.1%	1.6%	0.8%	1.31	0.745
Voted for candidates or ballot issues to support wetlands or waterfowl conservation.	365	71.0%	6.6%	13.4%	6.6%	2.5%	1.63	1.093
Advocated for political action to conserve wetlands or waterfowl.	367	74.1%	8.7%	9.0%	6.0%	2.2%	1.53	1.026

4.38. Question 32: Participation in Nature-Based Activities.

With the exceptions of hunting migratory birds other than waterfowl and other nature-based activities, a majority of respondents indicated that they had spent time in nature away from home (Table 42).

Table 42. (Q32) In the last 12 months, have you participated in the following nature-based activities? (Most frequently identified response is in **bold**.)

Activity	n	Frequency	%
Spending time in nature away from home.	376	360	95.7%
Viewing wildlife.	373	322	86.3%
Learning about nature.	370	186	50.3%
Backyard/at-home nature activities.	372	343	92.2%
Fishing.	375	319	85.1%
Hunting migratory birds other than waterfowl.	368	89	24.2%
Hunting other game birds.	373	314	84.2%
Hunting any other game animals.	374	305	81.6%
Other	175	67	38.3%

4.39. Question 33: Participation in Wild Bird Related Activities.

A majority of respondents indicated that they had watched birds at their home, had fed birds at their home, and had watched birds away from their homes (Table 43). Fewer than half of respondents had photographed or filmed birds, counted or monitored birds, kept track of the birds that they had seen (on a list, online, or on paper), and had installed or maintained nest boxes for birds.

Table 43. (Q33) In the last 12 months, which of the following activities related to wild birds did you participate in, if any? (Most frequently identified response is in **bold**.)

Activity	n	Frequency	%
Watching birds at my home.	373	324	86.9%
Feeding birds at my home.	375	235	62.7%
Watching birds away from my home.	373	289	77.5%
Photographing or filming birds.	366	132	36.1%
Counting/monitoring birds.	367	37	10.1%
Keeping track of the birds you see on a list, online or on paper.	368	53	14.4%
Installing or maintaining nest boxes for birds.	369	107	29.0%

4.40. *Question 34: Concern About Ecosystem Goods & Services.*

Most respondents indicated that they had some degree of concern about the reduction of the ten ecosystem goods and services in their communities due to the loss of wetlands that were presented to them (Table 44). More than nine in ten respondents (92.0%) expressed some degree of concern about the reduction of flooding protection in their community. Almost nineteen in twenty respondents (94.6%) expressed some degree of concern about the reduction of erosion protection in their community. More than nine in ten respondents (90.9%) expressed some degree of concern about the reduction of wildlife viewing and birdwatching in their communities. Almost all respondents (99.2%) expressed some degree of concern about the reduction of hunting opportunities in their communities due to the loss of wetlands. More than four in five respondents (87.1%) expressed some degree of concern about the reduction of the storage of greenhouse gases, such as carbon, in their community. All respondents (100.0%) expressed some degree of concern about the reduction of clean water in their communities due to the loss of wetlands. More than nine in ten respondents (98.4%) expressed some degree of concern about the reduction of clean air in their community. Almost all respondents (99.5%) expressed some degree of concern about the reduction of the provision of homes for wildlife in their community. A similar percentage of respondents (99.2%) expressed some degree of concern about the reduction of the provision of homes for animals such as butterflies and bees that pollinate plants and crops. More than four in five respondents (83.1%) expressed some degree of concern for the reduction of scenic places for inspiration or spiritual renewal in their community due to the loss of wetlands.

Table 44. (Q34) Wetlands perform a variety of functions which are beneficial to people. When wetlands are lost or degraded, these benefits can be greatly reduced or disappear altogether. Below is a list of benefits that are threatened due to loss of wetlands. How concerned would you be if the following benefits were reduced in your community due to the loss of wetlands? (Most frequently identified response is in **bold**.)

Benefit	n	Not Concerned at All (1)	Slightly Concerned (2)	Somewhat Concerned (3)	Very Concerned (4)	Mean	SD
Flooding protection	375	8.0%	13.6%	33.1%	45.3%	3.16	0.942
Erosion protection	373	5.4%	12.6%	34.6%	47.5%	3.24	0.871
Wildlife viewing and birdwatching	374	9.1%	21.9%	32.1%	36.9%	2.97	0.976
Hunting opportunities	372	0.8%	4.3%	23.4%	71.5%	3.66	0.601
Storage of greenhouse gases, such as carbon	373	12.9%	20.6%	31.1%	35.4%	2.89	1.032
Clean water	375	0.0%	5.3%	18.1%	76.5%	3.71	0.559
Clean air	373	1.6%	7.2%	18.2%	72.9%	3.62	0.691
Providing a home for wildlife	375	0.5%	2.7%	18.1%	78.7%	3.75	0.523
Providing a home for animals such as butterflies and bees that pollinate plants and crops	375	0.8%	4.3%	22.7%	72.3%	3.66	0.598
Scenic places for inspiration or spiritual renewal	373	16.9%	21.2%	26.8%	35.1%	2.80	1.097

4.41. *Question 35a: Reduction of Wetland Benefits of Most Concern.*

The reduction of wildlife habitat in their community was the wetland benefit that was of most concern to respondents (Table 45).

Table 45. (Q35a) Which of the wetland benefits listed on the previous page would you be **most** concerned about being substantially reduced in your community? (n = 368; most frequently identified response is in **bold**.)

Ecosystem Good/Service	Frequency	%
Flooding Protection	22	6.0%
Erosion Protection	8	2.2%
Wildlife viewing and birdwatching	11	3.0%
Hunting opportunities	102	27.7%
Storage of greenhouse gases	2	0.5%
Clean water	73	19.8%
Clean air	17	4.6%
Providing a home for wildlife	123	33.4%
Providing a home for butterflies and bees (pollinators)	6	1.6%
Scenic places for inspiration and spiritual renewal	4	1.1%

4.42. *Question 35b: Reduction of Wetland Benefits of Least Concern.*

The reduction of scenic places for inspiration and spiritual renewal in their community was the wetland benefit that was of least concern to respondents (Table 46).

Table 46. (Q35b) Which of the wetland benefits listed on the previous page would you be **least** concerned about being substantially reduced in your community? (n = 366; most frequently identified response is in **bold**.)

EGS: Least concerned about losing	Frequency	%
Flooding Protection	40	10.9%
Erosion Protection	26	7.1%
Wildlife viewing and birdwatching	40	10.9%
Hunting opportunities	19	5.2%
Storage of greenhouse gases	106	29.0%
Clean water	3	0.8%
Clean air	12	3.3%
Providing a home for wildlife	2	0.5%
Providing a home for butterflies and bees (pollinators)	10	2.7%
Scenic places for inspiration and spiritual renewal	108	29.5%

4.43. Question 36: Respondent Age.

The mean age of respondents was 53.00 years (Table 47; Figure 4).

Table 47. (Q36) Respondent age (calculated from year born).

Statistic	Value
n	374
Minimum	84
Maximum	18
Mode	53
Median	55
Mean	53.00
Standard Deviation	14.467

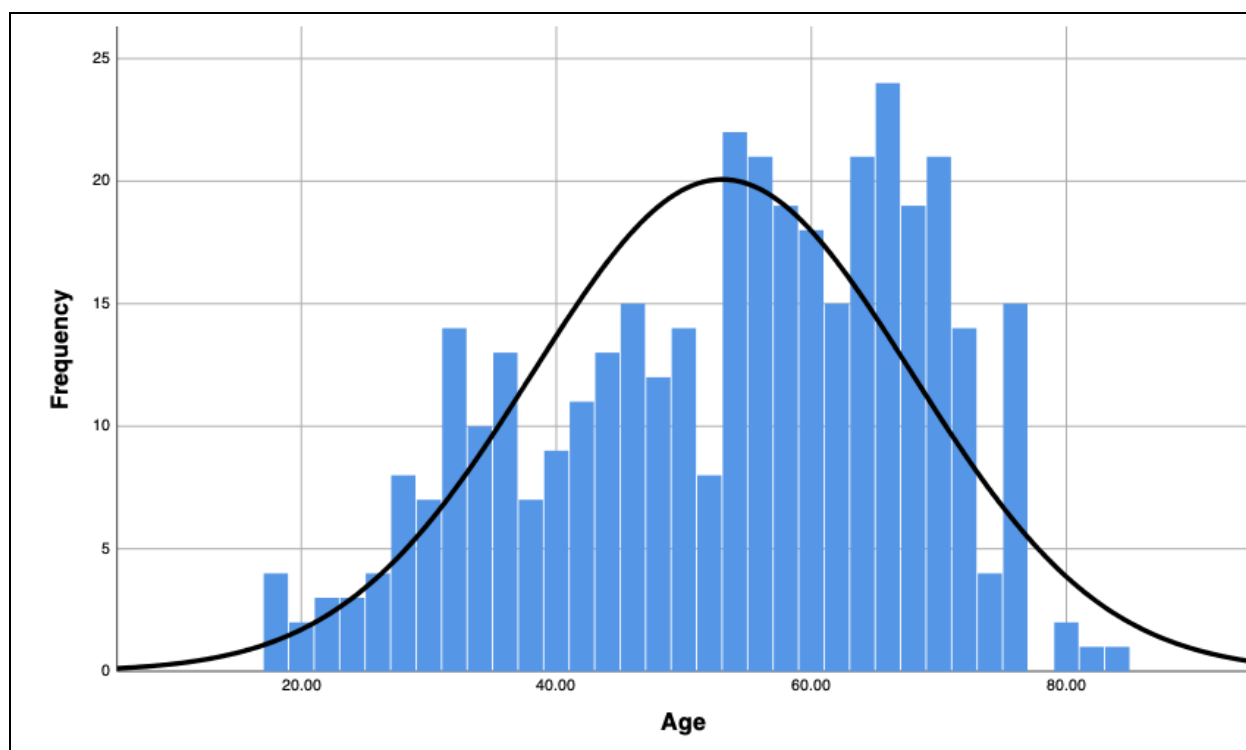


Figure 4. (Q36) Respondent age (calculated from year born).

4.44. *Question 37: Respondents' Gender.*

Most respondents (96.8%) were male (Table 48).

Table 48. (Q37) Gender (n = 372; most frequently identified response is in **bold**.)

Response	Frequency	%
Male	360	96.8%
Female	12	3.2%

4.45. *Question 38: Respondents' Highest Level of Education.*

Half of respondents had earned a university/college degree or graduate degree (Table 49).

Table 49. (Q38) What is the highest level of education you have completed? (n = 373; most frequently identified response is in **bold**.)

Response	Frequency	%
Some high school	11	2.9%
High school	57	15.3%
Some university/college (no degree)	97	26.0%
University/college degree	132	35.4%
Graduate degree	56	15.0%
Other	20	5.4%

4.46. *Question 39: Employment in a Nature-related Profession.*

One in five respondents reported that a nature-related profession was the primary source of their personal income (Table 50).

Table 50. (Q39) Is a nature-related profession (such as farming, fisheries, forestry, environmental science, or conservation) the primary source of your PERSONAL income? (n = 377; most frequently identified response is in **bold**.)

Response	Frequency	%
Yes	74	19.6%
No	303	80.4%

4.47. *Question 40a: Rural Land Ownership.*

More than one-third of respondents owned land in a rural area (Table 51).

Table 51. (Q40a) Do you own land in a rural area (outside of an urban or suburban area)? (n = 376; most frequently identified response is in **bold**.)

Response	Frequency	%
Yes	131	34.8%
No	245	62.2%

4.48. *Question 40b: Amount of Rural Land Owned.*

Respondents that reported owning rural land owned an average of 119.95 acres (Table 52).

Table 52. (Q40b) Number of acres owned in a rural area.

Statistic	Value
n	117
Minimum	0.33
Maximum	2,000.00
Mode	1.00
Median	10
Mean	119.95
Standard Deviation	268.946

4.49. *Question 41: Size of Community Respondents' Grew Up in and Where They Currently Reside.*

One-quarter of respondents currently reside in a large urban area (Table 53); one-quarter of respondents grew up in a rural area.

Table 53. (Q41) Which of these categories best describes the place where you live now and where you lived during most of the time you were growing up (that is, until age 16)? (Most frequently identified response is in **bold**.)

Community Category	n	Large urban area (population 500,000 or more)	Medium Urban area (population between 50,000 and 499,999)	Small city (population between 10,000 and 49,999)	Small town (population between 2,000 and 9,999)	Rural area (population less than 2,000)
Where you live now	378	25.4%	22.0%	20.9%	16.9%	14.8%
Where you grew up	370	19.5%	17.8%	18.4%	18.9%	25.4%

4.50. Question 42: Respondents' Personal Income.

Almost half of respondents (48.6%) indicated a personal income of \$74,999 or less (Table 54).

Table 54. (Q42) Please indicate which of the following categories applies to your total personal income for last year? (n = 358; most frequently identified response is in **bold**.)

Response	Frequency	%
< \$24,999	20	5.6%
\$25,000 to \$49,999	74	20.7%
\$50,000 to \$74,999	80	22.3%
\$75,000 to \$99,999	74	20.7%
\$100,000 to \$124,999	53	14.8%
\$125,000 to \$149,999	25	7.0%
\$150,000 to \$199,999	17	4.7%
\$200,000 to \$249,999	5	1.4%
\$250,000 to \$299,999	3	0.8%
\$300,000 or more	7	2.0%

Literature Cited

- Bryan, H. (1977). Leisure value systems and recreational specialization: The case of trout fishermen. *Journal of Leisure Research*, 9(3), 174–187.
- Bryan, H. (2000). Recreation specialization revisited. *Journal of Leisure Research*, 32(1), 18–21.
- Choi, S., Loomis, D.K., and Ditton, R.B. (1994). Effect of social group, activity, and specialization on recreation substitution decisions. *Leisure Sciences*, 16, 143–159.
- Clendenning, G., Field, D., & Kapp, K. (2005). A comparison of seasonal homeowners and permanent residents on their attitudes toward wildlife management on public lands. *Human Dimensions of Wildlife*, 10(1), 3–17.
- Cohen, J. (1988). *Statistical Power Analysis for the Behavioral Sciences* (2nd ed.). New York, NY: Psychology Press.
- Dillman, D. A., Smyth, J. D., & Christian, L. M. (2009). *Internet, Mail, and Mixed-Mode Surveys: The Tailored Design Method* (3rd ed.). Hoboken NJ: John Wiley & Sons, Inc.
- Federal-Provincial-Territorial Task Force on the Importance of Nature to Canadians. (1999). *The Importance of Nature to Canadians Survey Highlights*. Ottawa, ON: Environment Canada.
- Federal, Provincial, and Territorial Governments of Canada. (2014). *2012 Canadian Nature Survey: Awareness, participation, and expenditures in nature-related recreation, conservation, and subsistence activities*. Ottawa, ON: Canadian Councils of Resource Ministers.
- Fulton, D., and Hundertmark, K. (2004). Assessing the effects of a selective harvest system on moose hunters' behaviors, beliefs, and satisfaction. *Human Dimensions of Wildlife*, 9(1), 1–16.
- Harshaw, H., & Tindall, D. (2005). Social structure, identities, and values: A network approach to understanding people's relationships to forests. *Journal of Leisure Research*, 37(4), 426–449.
- Heffelfinger, J.R., Giest, V., & Wishart, W. (2013). The role of hunting in North American wildlife conservation. *International Journal of Environmental Studies*, 70(3), 399–413.
- Hoult, T.F. (1977). *Dictionary of Modern Sociology*. Totowa, NJ: Littlefield, Adams, and Co.
- Jackson, E.L. (1987). Outdoor recreation participation and views on resource development and preservation. *Leisure Sciences*, 9(4), 235–250.
- Jackson, E.L. (2000). Will research on leisure constraints be relevant in the twenty-first century? *Journal of Leisure Research*, 32(1), 62–68.
- Koval, M., & Mertig, A. (2004). Attitudes of the Michigan public and wildlife agency personnel toward lethal wildlife management. *Wildlife Society Bulletin*, 32(1), 232–243.
- Larson, L.R., Stedman, R.C., Cooper, C.B., & Decker, D.J. (2015). Understanding the multi-dimensional structure of pro-environmental behavior. *Journal of Environmental Psychology*, 43, 112–124.
- Lin, N. (2001). *Social Capital: A theory of social structure and action*. New York: Cambridge University Press.
- Lin, N., Fu, Y. and Hsung, R. (2001). The position generator: Measurement techniques for investigations of social capital. In N. Lin, K. Cook & R. R. Burt (Eds.), *Social Capital: Theory and research* (pp. 57–81). New York: Aldine de Gruyter.
- Louviere, J.J., T.N. Flynn, and R.T. Carson. (2010). Discrete choice experiments are not conjoint analysis. *Journal of Choice Modelling* 3(3): 57–72.
- Louviere, J. J., D. A. Hensher, and J. Swait. (2000). *Stated Choice Methods: Analysis and application*. Cambridge: Cambridge University Press.
- Manfredo, M.J., Teel, T.L. and Bright, A.D. (2003). Why are public values toward wildlife changing? *Human Dimensions of Wildlife*, 8(4), 287–306.

- Manning, R. (2011). *Studies in Outdoor Recreation: Search and research for satisfaction* (3rd ed.). Corvallis OR: Oregon State University Press.
- McFadden, D., and K. Train. (2000). Mixed MNL models for discrete response. *Journal of Applied Econometrics*, 15 (15) 447-470.
- McFarlane, B.L. (1994). Specialization and motivations of birdwatchers. *Wildlife Society Bulletin*, 22, 361–370.
- McFarlane, B.L. (2001). Comments on recreational specialization: A critical look at the construct. *Journal of Leisure Research*, 33(3), 348-350.
- McFarlane, B.L., Boxall, P.C., and Watson, D.O. (1998). Past experience and behavioral choice among wilderness users. *Journal of Leisure Research*, 30(2), 195-213.
- Mcintyre, N., & Pigram, J. (1992). Recreation specialization reexamined: The case of vehicle-based campers. *Leisure Sciences*, 14, 3–15.
- Needham, M., Sprouse, L., & Grimm, K. (2009). Testing a self-classification measure of recreation specialization among anglers. *Human Dimensions of Wildlife*, 14(6), 448–455.
- North American Waterfowl Management Plan. (2012). *North American Waterfowl Management Plan 2012: People Conserving Waterfowl and Wetlands*. North American Waterfowl Management Plan, Plan Committee.
- Rollins, R. and Robinson, D.W. (2002). Social science, conservation, and protected areas. In P. Dearden & R. Rollins (Eds.), *Parks and Protected Areas in Canada: Planning and Management* (2 ed., pp. 117-147). Toronto: Oxford University Press.
- Ryan, M. (1996). *Using Consumer Preferences in Health Care Decision Making: The application of conjoint analysis*. Office of Health Economics, London, UK.
- Salz, R. J., Loomis, D. K., and Finn, K. L. (2001). Development and validation of a specialization index and testing of specialization theory. *Human Dimensions of Wildlife*, 6(4), 239-258.
- Sawilowsky, S (2009). New effect size rules of thumb. *Journal of Modern Applied Statistical Methods*. 8(2), 467–474.
- Schroeder, S.A., Fulton, D.C., Lawrence, J.S., & Cordts, S.D. (2013). Identity and specialization as a waterfowl hunter. *Leisure Sciences*, 35(3), 218–234.
- Scott, D., & Shafer, C. (2001). Recreational specialization: A critical look at the construct. *Journal of Leisure Research*, 33(3), 319–345.
- Statistics Canada. (2017). *Postal Code^{OM} Conversion File (PCCF), 2017* (Catalogue no. 92-154-X). Ottawa, ON, Statistics Canada.
- Stryker, S. (2000). Identity theory. In E. F. Borgatta & R. J. V. Montgomery (Eds.), *Encyclopedia of Sociology* (2nd ed., pp. 1253-1258). New York: Macmillan.
- Tajfel, H. (1982). Social psychology of intergroup relations. *Annual Review of Psychology*, 33, 1-39.
- Thurstone, L.L. (1927). A law of comparative judgment. *Psychological Review*, 34 273-286.
- Turner, J. C. (1982). Towards a cognitive redefinition of the social group. In H. Tajfel (Ed.), *Social Identity and Intergroup Relation* (pp. 15-40). Cambridge: Cambridge University Press.
- Verhaeghe, P.-P., Van de Putte, B., & Roose, H. (2013). Reliability of position generator measures across different occupational lists a parallel test experiment. *Field Methods*, 25(3), 238–261.
- Walker, G.J., & Virden, R.J. (2005). Constraints to outdoor recreation. In E.L. Jackson (Ed.), *Constraints to Leisure* (pp. 201–219). State College, PA: Venture Publishing, Inc.
- Watson, D.O. and Boxall, P.C. (2005). *Trends in hunter participation in Alberta, 1990 to 2000: An analysis of the hunter licensing system databases* (Information Report NOR-X-404). Edmonton, AB: Natural Resources Canada Northern Forestry Centre.

- Wattage, P., S. Mardle, and S. Pascoe. (2005). Evaluation of the importance of fisheries management objectives using choice-experiments. *Ecological Economics*, 55(1), 85–95.
- White, B., Ord, P. and Hawkes, S. (2005, November 20-26). *South Okanagan-Similkameen Conservation Program - Community-based Social Marketing Project – 2004*. Paper presented at the Ecological Monitoring and Assessment Network (EMAN) National Science Meeting 2005 - Sustainability at the Landscape Scale: Supporting the process through multi-party stakeholder participation, Penticton BC.

Appendix A

Questionnaire



This project was undertaken with the financial support of:
Ce projet a été réalisé avec le soutien financier de :

Canada



National Survey of Waterfowl Hunters

To begin the survey in English,
click on the button below.

English

Étude nationale sur les chasseurs de sauvagine

Pour commencer l'enquête en français,
cliquez sur le bouton ci-dessous.

Français



UNIVERSITY OF ALBERTA
FACULTY OF PHYSICAL
EDUCATION AND RECREATION

© 2017, Howie Harshaw
Last updated: June 9, 2017.

National Survey of Waterfowl Hunters

Thank you for participating in the national survey of waterfowl hunters. You are one of only a relatively few waterfowl hunters in your province/territory being contacted to participate in this study. The Canadian Wildlife Service is helping to sponsor this study because it is important to them to understand your waterfowl hunting experiences and what you think might improve them. We are working closely with your provincial/territorial waterfowl managers and the National Flyway Council to complete this study. The survey will take about 20 minutes to complete, and we greatly appreciate your time and effort. Your responses are very important to the study and will be used to help guide and improve waterfowl management in the future. Please be assured that your participation in the study, and all of your responses, will be kept confidential. You must be 18 or older to participate. Thank you for your help!

Please enter the Access Code that we mailed you in the box below:

Submit Personal Access Code:



Q1

Which of the following statements best describes your pursuits in waterfowl hunting? *Please select one.*

- ☐ I hunt only ducks
- ☐ I hunt ducks and geese
- ☐ I hunt only geese
- ☐ I hunt neither ducks nor geese

Q2

How old were you when you started waterfowl hunting? *Please type in an age.*

Age

Please use the **GREEN ARROWS at the bottom of each page to move forward to complete new questions or backward to review questions in the survey.**



0%  100%

Q3

How many years of the last 5 years have you hunted WATERFOWL? *Please select one.*

- ☐ None
- ☐ 1 year
- ☐ 2 years
- ☐ 3 years
- ☐ 4 years
- ☐ 5 years



0%  100%

Q4 Ducks

Over the last five years, about how many DUCKS did you harvest in a year ON AVERAGE? *Please select one.*

- ☐ 5 or less
- ☐ Between 6 and 10
- ☐ Between 11 and 20
- ☐ Between 21 and 50
- ☐ More than 50



0%  100%

Q4 Geese

Over the last five years, about how many GEESE did you harvest in a year ON AVERAGE? *Please select one.*

- ☐ 5 or less
- ☐ Between 6 and 10
- ☐ Between 11 and 20
- ☐ Between 21 and 50
- ☐ More than 50



0%  100%

Q5

Over the last five years, about how many days did you usually hunt WATERFOWL in a year? *Please select one.*

- ☐ 5 days or less
- ☐ 6 to 10 days
- ☐ 11 to 20 days
- ☐ 21 to 30 days
- ☐ More than 30 days

Q6

During **LAST YEAR'S (2016)** waterfowl hunting season, how many days did you hunt for WATERFOWL? (If you did not hunt enter "0").



0%  100%

Q7

How many times do you feel that you need to shoot a daily bag limit of ducks/geese to have a satisfying season? *Please select one.*

- ☐ Never
- ☐ On at least one of my hunts
- ☐ Occasionally on my hunts
- ☐ Most of my hunts
- ☐ Every time I hunted

Q8

How many times did you shoot a limit of ducks/geese **last year's season (2016)**? *Please select one.*

- ☐ Never
- ☐ On at least one of my hunts
- ☐ Occasionally on my hunts
- ☐ Most of my hunts
- ☐ Every time I hunted
- ☐ I did not hunt in 2016



0%  100%

Q9

Under what circumstances do you typically go hunting? *Please select one.*

- ☐ When I plan the hunt myself
- ☐ When someone else invites me
- ☐ Both when I plan the hunt or someone else invites me



0%  100%

Q10a

In Canada and the United States, waterfowl are managed across four Flyways: Pacific, Central, Mississippi, and Atlantic. These Flyways are illustrated below:

□

In which Flyway did you hunt most often last year (2016) or the year you last hunted? Please select one.

- ☐ **1-Pacific Flyway** (BC, YT, AK, AZ, CA, ID, Western MT, NV, OR, UT, WA)
- ☐ **2-Central Flyway** (AB, NT, SK, CO, Eastern MT, KS, ND, NE, NM, OK, SD, TX, WY)
- ☐ **3-Mississippi Flyway** (ON, AL, AR, IA, IL, IN, LA, KY, MI, MN, MO, MS, OH, TN, WI, MB, NU)
- ☐ **4-Atlantic Flyway** (NB, NL, NS, PE, QC, CT, DE, FL, GA, MA, MD, ME, NC, NH, NJ, NY, PA, RI, SC, VA, VT, WV)



0%  100%

Q10b

In which Canadian Province/Territory or US State have you hunted waterfowl most often over the past 5 years?



0%  100%

Q11

Do you primarily take day trips or overnight/multi-day trips when you waterfowl hunt? *Please select one.*

- ☐ Primarily day trips
- ☐ Primarily overnight or multi-day trips
- ☐ Both about equally

Q12

Please indicate where you do most of your waterfowl hunting? *Please select one.*

- ☐ Public land or waters
- ☐ Private property owned by you, your family or in partnership with someone else
- ☐ Private property owned by a friend or another landowner who gives you permission to hunt for free
- ☐ Private property you lease or pay to hunt on
- ☐ Guest on private property someone else leases or pays to hunt on



0%  100%

Q13

How important is it to you to hunt the following in the Central Flyway? *Select one for each category.*

	Not at all important	Slightly important	Moderately important	Very important	Extremely important
Diving ducks (e.g., scaup/bluebills, canvasback, redheads, etc.)	<input type="radio"/>	<input type="radio"/>	<input type="radio"/>	<input type="radio"/>	<input type="radio"/>
Mallards	<input type="radio"/>	<input type="radio"/>	<input type="radio"/>	<input type="radio"/>	<input type="radio"/>
Other dabbling ducks (e.g., gadwall, pintails, teal, etc.)	<input type="radio"/>	<input type="radio"/>	<input type="radio"/>	<input type="radio"/>	<input type="radio"/>
Geese	<input type="radio"/>	<input type="radio"/>	<input type="radio"/>	<input type="radio"/>	<input type="radio"/>



0%  100%

Q13

How important is it to you to hunt the following in the Mississippi Flyway? *Select one for each category.*

	Not at all important	Slightly important	Moderately important	Very important	Extremely important
Diving ducks (e.g., scaup/bluebills, canvasback, redheads, etc.)	<input type="radio"/>	<input type="radio"/>	<input type="radio"/>	<input type="radio"/>	<input type="radio"/>
Mallards	<input type="radio"/>	<input type="radio"/>	<input type="radio"/>	<input type="radio"/>	<input type="radio"/>
Other dabbling ducks (e.g., gadwall, pintails, teal, etc.)	<input type="radio"/>	<input type="radio"/>	<input type="radio"/>	<input type="radio"/>	<input type="radio"/>
Geese	<input type="radio"/>	<input type="radio"/>	<input type="radio"/>	<input type="radio"/>	<input type="radio"/>



0% 100%

Q13

How important is it to you to hunt the following in the Atlantic Flyway? *Select one for each category.*

	Not at all important	Slightly important	Moderately important	Very important	Extremely important
Diving ducks (e.g., scaup/bluebills, bufflehead, canvasback, ring-necked duck, etc.)	<input type="radio"/>	<input type="radio"/>	<input type="radio"/>	<input type="radio"/>	<input type="radio"/>
Seaducks (e.g., scoter, eider, and long-tailed)	<input type="radio"/>	<input type="radio"/>	<input type="radio"/>	<input type="radio"/>	<input type="radio"/>
Mallards	<input type="radio"/>	<input type="radio"/>	<input type="radio"/>	<input type="radio"/>	<input type="radio"/>
Wood ducks	<input type="radio"/>	<input type="radio"/>	<input type="radio"/>	<input type="radio"/>	<input type="radio"/>
Black ducks	<input type="radio"/>	<input type="radio"/>	<input type="radio"/>	<input type="radio"/>	<input type="radio"/>
Other ducks (e.g., teal, pintails, etc.)	<input type="radio"/>	<input type="radio"/>	<input type="radio"/>	<input type="radio"/>	<input type="radio"/>
Canada geese	<input type="radio"/>	<input type="radio"/>	<input type="radio"/>	<input type="radio"/>	<input type="radio"/>
Snow geese	<input type="radio"/>	<input type="radio"/>	<input type="radio"/>	<input type="radio"/>	<input type="radio"/>
Brant	<input type="radio"/>	<input type="radio"/>	<input type="radio"/>	<input type="radio"/>	<input type="radio"/>



0% 100%

Q13

How important is it to you to hunt the following in the Pacific Flyway? *Select one for each category.*

	Not at all important	Slightly important	Moderately important	Very important	Extremely important
Diving ducks (e.g., scaup/bluebills, canvasback, redheads, etc.)	<input type="radio"/>	<input type="radio"/>	<input type="radio"/>	<input type="radio"/>	<input type="radio"/>
Seaducks (e.g., scoter, eider, long-tail, etc.)	<input type="radio"/>	<input type="radio"/>	<input type="radio"/>	<input type="radio"/>	<input type="radio"/>
Mallards	<input type="radio"/>	<input type="radio"/>	<input type="radio"/>	<input type="radio"/>	<input type="radio"/>
Pintails	<input type="radio"/>	<input type="radio"/>	<input type="radio"/>	<input type="radio"/>	<input type="radio"/>
Other dabbling ducks (e.g., teal, wood duck, etc.)	<input type="radio"/>	<input type="radio"/>	<input type="radio"/>	<input type="radio"/>	<input type="radio"/>
Geese	<input type="radio"/>	<input type="radio"/>	<input type="radio"/>	<input type="radio"/>	<input type="radio"/>



0%  100%

Q14

Please indicate how much of a problem the following are in the province / territory where you hunt waterfowl most. *Select one for each.*

	Not at all	Slight problem	Moderate problem	Severe problem	Very severe problem
Crowding at hunting areas	<input type="radio"/>	<input type="radio"/>	<input type="radio"/>	<input type="radio"/>	<input type="radio"/>
Hunting pressure	<input type="radio"/>	<input type="radio"/>	<input type="radio"/>	<input type="radio"/>	<input type="radio"/>
Interference from other waterfowl hunters	<input type="radio"/>	<input type="radio"/>	<input type="radio"/>	<input type="radio"/>	<input type="radio"/>
Conflict with other waterfowl hunters in places I hunt	<input type="radio"/>	<input type="radio"/>	<input type="radio"/>	<input type="radio"/>	<input type="radio"/>
Lack of public places for waterfowl hunting	<input type="radio"/>	<input type="radio"/>	<input type="radio"/>	<input type="radio"/>	<input type="radio"/>



0%  100%

Q15

In the province / territory where you hunt ducks most often, how dissatisfied or satisfied are you with:
Select one for each

	Very Dissatisfied	Somewhat Dissatisfied	Neutral	Somewhat Satisfied	Very Satisfied
The number of ducks you see during the season	<input type="radio"/>	<input type="radio"/>	<input type="radio"/>	<input type="radio"/>	<input type="radio"/>
The number of ducks you harvest during the season	<input type="radio"/>	<input type="radio"/>	<input type="radio"/>	<input type="radio"/>	<input type="radio"/>
The number of days in the duck season	<input type="radio"/>	<input type="radio"/>	<input type="radio"/>	<input type="radio"/>	<input type="radio"/>
The number of ducks in the daily limit	<input type="radio"/>	<input type="radio"/>	<input type="radio"/>	<input type="radio"/>	<input type="radio"/>
The number of ducks typically present during the hunting season	<input type="radio"/>	<input type="radio"/>	<input type="radio"/>	<input type="radio"/>	<input type="radio"/>
Quality of habitat where you hunt	<input type="radio"/>	<input type="radio"/>	<input type="radio"/>	<input type="radio"/>	<input type="radio"/>
Your overall duck hunting experience	<input type="radio"/>	<input type="radio"/>	<input type="radio"/>	<input type="radio"/>	<input type="radio"/>



0%  100%

Q16a

What is the minimum number of ducks you have to harvest in a day to feel satisfied with the hunt?

Q16b

What is the smallest daily bag limit you would accept before you would no longer hunt ducks?

Q16c

What is the minimum number of days in a waterfowl hunting season you would accept before you would no longer hunt ducks?



0%  100%

WATERFOWL HUNTING CHOICES

Waterfowl hunting experiences can vary across many different areas and situations. You might hunt very near your home or drive a few hours away to hunt. You might hunt on public land for free or pay a daily or seasonal lease fee to hunt on private land. We are interested in knowing what experiences and conditions influence where you decide to hunt on a given trip. On the next few pages, we present 10 different hypothetical comparisons of waterfowl hunting trips you could choose to take. These trips vary on 5 conditions:

- 1) **Harvest:** The number of waterfowl you are likely to harvest in a day;
- 2) **Access Effort:** How easy or difficult it is to get into, out of and around an area in order to hunt;
- 3) **Length of Travel:** The time you have to travel one-way in order to hunt;
- 4) **Quantity of Waterfowl:** The number of ducks/geese that you see in a day when hunting even if not in shooting range; and
- 5) **Potential for Interference/Competition:** Competition from other hunters who might interfere with your hunt in some way such as making you feel crowded or competing for hunting spots or birds.

Some of these scenarios might seem unlikely to you, or neither option represents the places you currently hunt, but we are still interested in understanding which described hunts you would choose. Your opinions about these comparisons will help waterfowl managers better understand waterfowl hunter preferences.

For each scenario, select the one choice you would make if these were your only hunting options and assuming all other conditions were the same.



0%  100%

If these were your only options for a waterfowl hunt, which would you choose?
Choose by clicking one of the buttons below:

([%CBCCURRENTTASK();%] of [%CBCTOTALTASKS();%])

	Option 1	Option 2	WOULD NOT GO
Harvest: Number of waterfowl you likely harvest in a day	One bird	3 birds	NONE: I would not go waterfowl hunting if these were my only choices.
Access Effort: How easy or difficult it is to get into, out of and around an area in order to hunt	Easy access that takes little effort	Moderate access that takes some effort	
Length of Travel: The time you have to travel one-way in order to hunt	3 hours	30 minutes	
Quantity of Waterfowl: The number of ducks/geese that you see in a day when hunting even if not in shooting range	50 birds	1,000 birds or more	
Potential for Interference/Competition: Competition from other hunters who might interfere with your hunt	High competition from other hunters	Moderate competition from other hunters	
Choose one option	<input type="radio"/>	<input type="radio"/>	<input type="radio"/>



0% 100%

If these were your only options for a waterfowl hunt, which would you choose?
Choose by clicking one of the buttons below:

([%CBCCURRENTTASK();%] of [%CBCTOTALTASKS();%])

	Option 1	Option 2	WOULD NOT GO
Harvest: Number of waterfowl you likely harvest in a day	3 birds	6 birds	NONE: I would not go waterfowl hunting if these were my only choices.
Access Effort: How easy or difficult it is to get into, out of and around an area in order to hunt	Difficult access that takes a lot of effort	Easy access that takes little effort	
Length of Travel: The time you have to travel one-way in order to hunt	4 hours	4 hours	
Quantity of Waterfowl: The number of ducks/geese that you see in a day when hunting even if not in shooting range	250 birds	25 birds or less	
Potential for Interference/Competition: Competition from other hunters who might interfere with your hunt	No competition	Low competition from other hunters	
Choose one option	<input type="radio"/>	<input type="radio"/>	<input type="radio"/>



0% 100%

If these were your only options for a waterfowl hunt, which would you choose?
Choose by clicking one of the buttons below:

([%CBCCURRENTTASK();%] of [%CBCTOTALTASKS();%])

	Option 1	Option 2	WOULD NOT GO
Harvest: Number of waterfowl you likely harvest in a day	6 birds	3 birds	NONE: I would not go waterfowl hunting if these were my only choices.
Access Effort: How easy or difficult it is to get into, out of and around an area in order to hunt	Difficult access that takes a lot of effort	Moderate access that takes some effort	
Length of Travel: The time you have to travel one-way in order to hunt	2 hours	1 hour	
Quantity of Waterfowl: The number of ducks/geese that you see in a day when hunting even if not in shooting range	500 birds	500 birds	
Potential for Interference/Competition: Competition from other hunters who might interfere with your hunt	High competition from other hunters	Low competition from other hunters	
Choose one option	<input type="radio"/>	<input type="radio"/>	<input type="radio"/>



0% 100%

If these were your only options for a waterfowl hunt, which would you choose?
Choose by clicking one of the buttons below:

([%CBCCURRENTTASK();%] of [%CBCTOTALTASKS();%])

	Option 1	Option 2	WOULD NOT GO
Harvest: Number of waterfowl you likely harvest in a day	One bird	One bird	NONE: I would not go waterfowl hunting if these were my only choices.
Access Effort: How easy or difficult it is to get into, out of and around an area in order to hunt	Easy access that takes little effort	Moderate access that takes some effort	
Length of Travel: The time you have to travel one-way in order to hunt	3 hours	2 hours	
Quantity of Waterfowl: The number of ducks/geese that you see in a day when hunting even if not in shooting range	250 birds	25 birds or less	
Potential for Interference/Competition: Competition from other hunters who might interfere with your hunt	Moderate competition from other hunters	No competition	
Choose one option	<input type="radio"/>	<input type="radio"/>	<input type="radio"/>



0% 100%

If these were your only options for a waterfowl hunt, which would you choose?
Choose by clicking one of the buttons below:

([%CBCCURRENTTASK();%] of [%CBCTOTALTASKS();%])

	Option 1	Option 2	WOULD NOT GO
Harvest: Number of waterfowl you likely harvest in a day	One bird	6 birds	NONE: I would not go waterfowl hunting if these were my only choices.
Access Effort: How easy or difficult it is to get into, out of and around an area in order to hunt	Difficult access that takes a lot of effort	Difficult access that takes a lot of effort	
Length of Travel: The time you have to travel one-way in order to hunt	30 minutes	1 hour	
Quantity of Waterfowl: The number of ducks/geese that you see in a day when hunting even if not in shooting range	25 birds or less	50 birds	
Potential for Interference/Competition: Competition from other hunters who might interfere with your hunt	Low competition from other hunters	High competition from other hunters	
Choose one option	<input type="radio"/>	<input type="radio"/>	<input type="radio"/>



0% 100%

If these were your only options for a waterfowl hunt, which would you choose?
Choose by clicking one of the buttons below:

([%CBCCURRENTTASK();%] of [%CBCTOTALTASKS();%])

	Option 1	Option 2	WOULD NOT GO
Harvest: Number of waterfowl you likely harvest in a day	6 birds	3 birds	NONE: I would not go waterfowl hunting if these were my only choices.
Access Effort: How easy or difficult it is to get into, out of and around an area in order to hunt	Moderate access that takes some effort	Easy access that takes little effort	
Length of Travel: The time you have to travel one-way in order to hunt	1 hour	2 hours	
Quantity of Waterfowl: The number of ducks/geese that you see in a day when hunting even if not in shooting range	1,000 birds or more	50 birds	
Potential for Interference/Competition: Competition from other hunters who might interfere with your hunt	Moderate competition from other hunters	No competition	
Choose one option	<input type="radio"/>	<input type="radio"/>	<input type="radio"/>



0% 100%

If these were your only options for a waterfowl hunt, which would you choose?
Choose by clicking one of the buttons below:

([%CBCCURRENTTASK();%] of [%CBCTOTALTASKS();%])

	Option 1	Option 2	WOULD NOT GO
Harvest: Number of waterfowl you likely harvest in a day	6 birds	One bird	NONE: I would not go waterfowl hunting if these were my only choices.
Access Effort: How easy or difficult it is to get into, out of and around an area in order to hunt	Easy access that takes little effort	Difficult access that takes a lot of effort	
Length of Travel: The time you have to travel one-way in order to hunt	30 minutes	3 hours	
Quantity of Waterfowl: The number of ducks/geese that you see in a day when hunting even if not in shooting range	500 birds	1,000 birds or more	
Potential for Interference/Competition: Competition from other hunters who might interfere with your hunt	Low competition from other hunters	High competition from other hunters	
Choose one option	<input type="radio"/>	<input type="radio"/>	<input type="radio"/>



0% 100%

If these were your only options for a waterfowl hunt, which would you choose?
Choose by clicking one of the buttons below:

([%CBCCURRENTTASK();%] of [%CBCTOTALTASKS();%])

	Option 1	Option 2	WOULD NOT GO
Harvest: Number of waterfowl you likely harvest in a day	3 birds	6 birds	NONE: I would not go waterfowl hunting if these were my only choices.
Access Effort: How easy or difficult it is to get into, out of and around an area in order to hunt	Moderate access that takes some effort	Moderate access that takes some effort	
Length of Travel: The time you have to travel one-way in order to hunt	4 hours	3 hours	
Quantity of Waterfowl: The number of ducks/geese that you see in a day when hunting even if not in shooting range	1,000 birds or more	250 birds	
Potential for Interference/Competition: Competition from other hunters who might interfere with your hunt	High competition from other hunters	Moderate competition from other hunters	
Choose one option	<input type="radio"/>	<input type="radio"/>	<input type="radio"/>



0% 100%

If these were your only options for a waterfowl hunt, which would you choose?
Choose by clicking one of the buttons below:

([%CBCCURRENTTASK();%] of [%CBCTOTALTASKS();%])

	Option 1	Option 2	WOULD NOT GO
Harvest: Number of waterfowl you likely harvest in a day	3 birds	6 birds	NONE: I would not go waterfowl hunting if these were my only choices.
Access Effort: How easy or difficult it is to get into, out of and around an area in order to hunt	Easy access that takes little effort	Difficult access that takes a lot of effort	
Length of Travel: The time you have to travel one-way in order to hunt	1 hour	4 hours	
Quantity of Waterfowl: The number of ducks/geese that you see in a day when hunting even if not in shooting range	250 birds	25 birds or less	
Potential for Interference/Competition: Competition from other hunters who might interfere with your hunt	Moderate competition from other hunters	No competition	
Choose one option	<input type="radio"/>	<input type="radio"/>	<input type="radio"/>



0%  100%

If these were your only options for a waterfowl hunt, which would you choose?
Choose by clicking one of the buttons below:

([%CBCCURRENTTASK();%] of [%CBCTOTALTASKS();%])

	Option 1	Option 2	WOULD NOT GO
Harvest: Number of waterfowl you likely harvest in a day	3 birds	One bird	NONE: I would not go waterfowl hunting if these were my only choices.
Access Effort: How easy or difficult it is to get into, out of and around an area in order to hunt	Easy access that takes little effort	Difficult access that takes a lot of effort	
Length of Travel: The time you have to travel one-way in order to hunt	2 hours	30 minutes	
Quantity of Waterfowl: The number of ducks/geese that you see in a day when hunting even if not in shooting range	25 birds or less	500 birds	
Potential for Interference/Competition: Competition from other hunters who might interfere with your hunt	Moderate competition from other hunters	No competition	
Choose one option	<input type="radio"/>	<input type="radio"/>	<input type="radio"/>



0%  100%

Q18a

How much priority should provincial / territorial and federal agencies give the following when setting annual duck hunting regulations? *Select one for each.*

	Very Low	Low	Moderate	High	Very High
Having the largest bag limits possible	<input type="radio"/>	<input type="radio"/>	<input type="radio"/>	<input type="radio"/>	<input type="radio"/>
Having the longest seasons possible	<input type="radio"/>	<input type="radio"/>	<input type="radio"/>	<input type="radio"/>	<input type="radio"/>
Having the largest duck populations possible	<input type="radio"/>	<input type="radio"/>	<input type="radio"/>	<input type="radio"/>	<input type="radio"/>
Avoiding different season lengths for different duck species	<input type="radio"/>	<input type="radio"/>	<input type="radio"/>	<input type="radio"/>	<input type="radio"/>
Providing the simplest regulations possible	<input type="radio"/>	<input type="radio"/>	<input type="radio"/>	<input type="radio"/>	<input type="radio"/>
Reducing the number of species-specific bag limits (i.e., bag limits that apply to specific species instead of the general duck bag limit)	<input type="radio"/>	<input type="radio"/>	<input type="radio"/>	<input type="radio"/>	<input type="radio"/>
Having the largest drake mallard bag limits possible	<input type="radio"/>	<input type="radio"/>	<input type="radio"/>	<input type="radio"/>	<input type="radio"/>



0%  100%

Q18b

Of all the options listed below, please rank your top three to indicate your highest priorities. Use the numbers 1, 2, and 3, with 1 being your highest priority, 2 being your second highest priority and 3 being your third highest priority. Use each number only once.

- ☐ Having the largest bag limits possible
- ☐ Having the longest seasons possible
- ☐ Having the largest duck populations possible
- ☐ Avoiding different season lengths for different duck species
- ☐ Providing the simplest regulations possible
- ☐ Reducing the number of species-specific bag limits (i.e., bag limits that apply to specific species instead of the general duck bag limit)
- ☐ Having the largest drake mallard bag limits possible



0%  100%

Duck bag limits restrict how many ducks can be bagged each day. For some duck species, the bag limit per day is different than the general duck bag limit. Such bag limits are termed "species-specific" bag limits.

Q19

For the provinces / territories where you hunt, are the rules and regulations for current species-specific bag limits difficult to understand?

☐ Yes

☐ No

Q20

For the provinces / territories where you hunt, are the current species-specific bag limits difficult to comply with in the field?

☐ Yes

☐ No

Q21

Please indicate your preferred scenario for bag limits of **duck species that typically have smaller bag limits**.

☐ Maximize harvest opportunity by maintaining individual species bag limits.

☐ Create simpler regulations by creating aggregate bag limits for a combination of certain species (e.g., a diving duck limit).



0%  100%

Q22

We are interested in knowing how much waterfowl hunting means to you. Please indicate how much you disagree or agree with the following statements about your personal participation in waterfowl hunting. (Select one for each.)

	Strongly disagree	Disagree	Neutral	Agree	Strongly agree
If I couldn't go waterfowl hunting I am not sure what I would do instead	<input type="radio"/>	<input type="radio"/>	<input type="radio"/>	<input type="radio"/>	<input type="radio"/>
A lot of my life is organized around waterfowl hunting.	<input type="radio"/>	<input type="radio"/>	<input type="radio"/>	<input type="radio"/>	<input type="radio"/>
Waterfowl hunting has a central role in my life.	<input type="radio"/>	<input type="radio"/>	<input type="radio"/>	<input type="radio"/>	<input type="radio"/>
Getting to enjoy the natural environment through waterfowl hunting is important.	<input type="radio"/>	<input type="radio"/>	<input type="radio"/>	<input type="radio"/>	<input type="radio"/>
Being in nature is an important part of waterfowl hunting.	<input type="radio"/>	<input type="radio"/>	<input type="radio"/>	<input type="radio"/>	<input type="radio"/>
Getting my limit is important to me.	<input type="radio"/>	<input type="radio"/>	<input type="radio"/>	<input type="radio"/>	<input type="radio"/>
Developing my skills and abilities in waterfowl hunting is important to me.	<input type="radio"/>	<input type="radio"/>	<input type="radio"/>	<input type="radio"/>	<input type="radio"/>
Challenging my waterfowl hunting skills is important.	<input type="radio"/>	<input type="radio"/>	<input type="radio"/>	<input type="radio"/>	<input type="radio"/>
Most of my friends are in some way connected with waterfowl hunting.	<input type="radio"/>	<input type="radio"/>	<input type="radio"/>	<input type="radio"/>	<input type="radio"/>
The sights and sounds of nature are important to waterfowl hunting.	<input type="radio"/>	<input type="radio"/>	<input type="radio"/>	<input type="radio"/>	<input type="radio"/>
Waterfowl hunting is one of the most enjoyable activities I do.	<input type="radio"/>	<input type="radio"/>	<input type="radio"/>	<input type="radio"/>	<input type="radio"/>
Using new techniques, technology and equipment to improve my waterfowl hunting is important to me.	<input type="radio"/>	<input type="radio"/>	<input type="radio"/>	<input type="radio"/>	<input type="radio"/>



0% 100%

Q23a

During this past season did you take anyone waterfowl hunting who had never waterfowl hunted before?

- ☐ Yes
☐ No



0% 100%

Q23b

If you did, who did you introduce? *(Select all that apply).*

- ☐ My own child(ren)
☐ Related child(ren)
☐ Other Child(ren)
☐ Adult close family (i.e. brother/sister)
☐ Adult extended family (i.e. cousin/uncle)
☐ Adult friend
☐ Co-worker
☐ Other (please specify)



0% 100%

Q24

A person can think of themselves in a variety of ways. Please indicate the extent to which you identify yourself as a/an... (select one for each).

	Not at all	Slightly	Moderately	Strongly	Very strongly
Birdwatcher	<input type="radio"/>	<input type="radio"/>	<input type="radio"/>	<input type="radio"/>	<input type="radio"/>
Duck Hunter	<input type="radio"/>	<input type="radio"/>	<input type="radio"/>	<input type="radio"/>	<input type="radio"/>
Goose Hunter	<input type="radio"/>	<input type="radio"/>	<input type="radio"/>	<input type="radio"/>	<input type="radio"/>
Other Type of Hunter	<input type="radio"/>	<input type="radio"/>	<input type="radio"/>	<input type="radio"/>	<input type="radio"/>
Conservationist	<input type="radio"/>	<input type="radio"/>	<input type="radio"/>	<input type="radio"/>	<input type="radio"/>



0% 100%

Q25

We are interested in knowing about your "personal community" and whether you know people in certain kinds of occupations and people affiliated with certain types of organizations. Among your relatives, close friends, or acquaintances, are there people who participate in the following activities, have the following jobs or who belong to the following organizations? Also, would you classify yourself in any of the following areas? (Select all that apply for each row or leave blank for "no one" in that row.)

	Acquaintance	Close Friend	Relative	Myself
Angler	<input type="checkbox"/>	<input type="checkbox"/>	<input type="checkbox"/>	<input type="checkbox"/>
Birdwatcher	<input type="checkbox"/>	<input type="checkbox"/>	<input type="checkbox"/>	<input type="checkbox"/>
Farmer/Rancher	<input type="checkbox"/>	<input type="checkbox"/>	<input type="checkbox"/>	<input type="checkbox"/>
National park manager/employee	<input type="checkbox"/>	<input type="checkbox"/>	<input type="checkbox"/>	<input type="checkbox"/>
Outdoor educator	<input type="checkbox"/>	<input type="checkbox"/>	<input type="checkbox"/>	<input type="checkbox"/>
Provincial / Territorial / State park manager/employee	<input type="checkbox"/>	<input type="checkbox"/>	<input type="checkbox"/>	<input type="checkbox"/>
Waterfowl hunter	<input type="checkbox"/>	<input type="checkbox"/>	<input type="checkbox"/>	<input type="checkbox"/>
Other type of hunter (e.g., small/big game)	<input type="checkbox"/>	<input type="checkbox"/>	<input type="checkbox"/>	<input type="checkbox"/>
Provincial / Territorial / State wildlife agency manager/employee	<input type="checkbox"/>	<input type="checkbox"/>	<input type="checkbox"/>	<input type="checkbox"/>
Federal wildlife agency manager/employee	<input type="checkbox"/>	<input type="checkbox"/>	<input type="checkbox"/>	<input type="checkbox"/>
Wildlife artist (amateur or professional)	<input type="checkbox"/>	<input type="checkbox"/>	<input type="checkbox"/>	<input type="checkbox"/>
Wildlife biologist	<input type="checkbox"/>	<input type="checkbox"/>	<input type="checkbox"/>	<input type="checkbox"/>
Wildlife photographer (amateur or professional)	<input type="checkbox"/>	<input type="checkbox"/>	<input type="checkbox"/>	<input type="checkbox"/>

Q25 is continued on the next screen.



0%  100%

Q25 (continued)

We are interested in knowing about your "personal community" and whether you know people in certain kinds of occupations and people affiliated with certain types of organizations. Among your relatives, close friends, or acquaintances, are there people who participate in the following activities, have the following jobs or who belong to the following organizations? Would you classify yourself in any of the following areas? (Select all that apply for each row or leave blank for "no one" in that row.)

	Acquaintance	Close Friend	Relative	Myself
Member of a fishing/conservation organizations (e.g., Trout Unlimited; Izaak Walton)	<input type="checkbox"/>	<input type="checkbox"/>	<input type="checkbox"/>	<input type="checkbox"/>
Member of birding and birdwatching groups (e.g., Bird Studies Canada)	<input type="checkbox"/>	<input type="checkbox"/>	<input type="checkbox"/>	<input type="checkbox"/>
Member of bird conservation groups (e.g., National Audubon Society, including local chapters; American Bird Conservancy, Cornell Lab, bird observatories)	<input type="checkbox"/>	<input type="checkbox"/>	<input type="checkbox"/>	<input type="checkbox"/>
Member of ornithological societies and groups (e.g., Western field ornithologist, National or regional ornithological societies)	<input type="checkbox"/>	<input type="checkbox"/>	<input type="checkbox"/>	<input type="checkbox"/>
Member of Ducks Unlimited	<input type="checkbox"/>	<input type="checkbox"/>	<input type="checkbox"/>	<input type="checkbox"/>
Member of Delta Waterfowl	<input type="checkbox"/>	<input type="checkbox"/>	<input type="checkbox"/>	<input type="checkbox"/>
Member of provincial / territorial or regional waterfowl association	<input type="checkbox"/>	<input type="checkbox"/>	<input type="checkbox"/>	<input type="checkbox"/>
Member of a hunting/conservation organizations not focused on waterfowl(e.g., provincial / territorial wildlife federation)	<input type="checkbox"/>	<input type="checkbox"/>	<input type="checkbox"/>	<input type="checkbox"/>
Member of other local/regional conservation organizations	<input type="checkbox"/>	<input type="checkbox"/>	<input type="checkbox"/>	<input type="checkbox"/>
Member of local naturalist organizations	<input type="checkbox"/>	<input type="checkbox"/>	<input type="checkbox"/>	<input type="checkbox"/>
Member of other national/international conservation organizations (e.g., The Nature Conservancy, Sierra Club, World Wildlife Fund)	<input type="checkbox"/>	<input type="checkbox"/>	<input type="checkbox"/>	<input type="checkbox"/>



0%  100%

Q26

Please indicate your level of involvement with the following organizations in the past 12 months, even if you were not a member. *(Select one for each).*

	No Involvement	Slight Involvement	Moderate Involvement	High Involvement
Ducks Unlimited	<input type="radio"/>	<input type="radio"/>	<input type="radio"/>	<input type="radio"/>
Delta Waterfowl	<input type="radio"/>	<input type="radio"/>	<input type="radio"/>	<input type="radio"/>
Provincial / Territorial / Regional Waterfowl Association	<input type="radio"/>	<input type="radio"/>	<input type="radio"/>	<input type="radio"/>



0% 100%

Q27

How much trust do you have in the following organizations to keep your best interest in mind as a waterfowl hunter? *(Select one for each organization).*

	Do not trust at all	Trust a little	Trust somewhat	Trust a lot	Trust completely
Provincial / Territorial wildlife agencies	<input type="radio"/>	<input type="radio"/>	<input type="radio"/>	<input type="radio"/>	<input type="radio"/>
Federal wildlife and land management agencies (e.g., Canadian Wildlife Service, Natural Resources Canada)	<input type="radio"/>	<input type="radio"/>	<input type="radio"/>	<input type="radio"/>	<input type="radio"/>
Elected officials	<input type="radio"/>	<input type="radio"/>	<input type="radio"/>	<input type="radio"/>	<input type="radio"/>
Waterfowl hunting/conservation organizations	<input type="radio"/>	<input type="radio"/>	<input type="radio"/>	<input type="radio"/>	<input type="radio"/>
Birding/bird conservation organizations	<input type="radio"/>	<input type="radio"/>	<input type="radio"/>	<input type="radio"/>	<input type="radio"/>
Other conservation organizations	<input type="radio"/>	<input type="radio"/>	<input type="radio"/>	<input type="radio"/>	<input type="radio"/>
University/college researchers/scientists	<input type="radio"/>	<input type="radio"/>	<input type="radio"/>	<input type="radio"/>	<input type="radio"/>



0% 100%

Q28

Please indicate how much money you personally donated to the following causes in the past 12 months. (*Select one amount for each*).

Total amount donated in \$	\$0	Less than \$250	\$250 to \$999	\$1000 to \$2499	\$2500 to \$4999	\$5000 to \$9999	\$10,000 or more
Wetland and/or waterfowl conservation	<input type="radio"/>	<input type="radio"/>	<input type="radio"/>	<input type="radio"/>	<input type="radio"/>	<input type="radio"/>	<input type="radio"/>
Conservation of other bird species	<input type="radio"/>	<input type="radio"/>	<input type="radio"/>	<input type="radio"/>	<input type="radio"/>	<input type="radio"/>	<input type="radio"/>
Birdwatching and related issues	<input type="radio"/>	<input type="radio"/>	<input type="radio"/>	<input type="radio"/>	<input type="radio"/>	<input type="radio"/>	<input type="radio"/>
Waterfowl hunting and hunting related issues	<input type="radio"/>	<input type="radio"/>	<input type="radio"/>	<input type="radio"/>	<input type="radio"/>	<input type="radio"/>	<input type="radio"/>



0%  100%

Q29

Under the Migratory Birds Regulations, hunters must acquire both a Migratory Game Bird Hunting (MGBH) permit and a Canadian Wildlife Habitat Conservation (CWHC) stamp. Each cost \$8.50 for a combined total of \$17. Revenue from the stamp goes to Wildlife Habitat Canada to support habitat conservation. Revenue from the permit provides partial support for managing permits and monitoring waterfowl populations. The stamp and permit fees have not increased since 1991 and 1998 respectively.

Would you still be willing to buy a Migratory Game Bird Hunting permit and a Canadian Wildlife Habitat Conservation stamp if:

	Yes	No
... the Stamp fee increases by \$4 for new combined fee of \$21.	<input type="radio"/>	<input type="radio"/>
... the Stamp fee increases by \$4 and Permit fee increases by \$4 for new combined fee of \$25.	<input type="radio"/>	<input type="radio"/>
... the Stamp fee increases by \$9 and Permit fee increases by \$9 for new combined fee of \$35.	<input type="radio"/>	<input type="radio"/>
...the Stamp and Permit fees along with the combined fee remain the same (i.e., no fee increase).	<input type="radio"/>	<input type="radio"/>



0%  100%

Q30

In the past 12 months did you personally spend money for wetlands management on private lands?

- ☐ No
- ☐ Yes — if so, how much did you spend? (Please round to the nearest \$500 if more than \$1000)
- ☐ Yes, but I'd rather not say how much



0%  100%

Q31

Please indicate your level of involvement in the following **wetlands or waterfowl conservation** activities in the **last 12 months**. (Please select one for each activity.)

	Never	Rarely	Sometimes	Often	Very often
Worked on land improvement projects related to wetlands or waterfowl conservation	<input type="radio"/>	<input type="radio"/>	<input type="radio"/>	<input type="radio"/>	<input type="radio"/>
Attended meetings about wetlands or waterfowl conservation	<input type="radio"/>	<input type="radio"/>	<input type="radio"/>	<input type="radio"/>	<input type="radio"/>
Volunteered my personal time and effort to conserve wetlands or waterfowl	<input type="radio"/>	<input type="radio"/>	<input type="radio"/>	<input type="radio"/>	<input type="radio"/>
Contacted elected officials or government agencies about wetlands or waterfowl conservation	<input type="radio"/>	<input type="radio"/>	<input type="radio"/>	<input type="radio"/>	<input type="radio"/>
Voted for candidates or ballot issues to support wetlands or waterfowl conservation	<input type="radio"/>	<input type="radio"/>	<input type="radio"/>	<input type="radio"/>	<input type="radio"/>
Advocated for political action to conserve wetlands or waterfowl	<input type="radio"/>	<input type="radio"/>	<input type="radio"/>	<input type="radio"/>	<input type="radio"/>



0%  100%

Q32

In the last 12 months, have you participated in the following nature-based activities? (*Please select "Yes" or "No" for each*).

Yes	No	
<input type="radio"/>	<input type="radio"/>	Spending time in nature away from home (e.g., picnicking, relaxing in nature, camping)
<input type="radio"/>	<input type="radio"/>	Viewing wildlife (e.g., wildlife watching, bird watching, bird feeding, wildlife photography)
<input type="radio"/>	<input type="radio"/>	Learning about nature (e.g., attending festivals or lectures, visiting a nature center)
<input type="radio"/>	<input type="radio"/>	Backyard/at-home nature activities (e.g., gardening, landscaping)
<input type="radio"/>	<input type="radio"/>	Fishing
<input type="radio"/>	<input type="radio"/>	Hunting migratory birds other than waterfowl (e.g., doves, woodcock, rails, etc.)
<input type="radio"/>	<input type="radio"/>	Hunting other game birds (e.g., grouse, pheasants, turkey)
<input type="radio"/>	<input type="radio"/>	Hunting any other game animals (e.g., deer, elk, rabbit, etc.)
<input type="radio"/>	<input type="radio"/>	Other (please specify if yes) <input type="text"/>



0%  100%

Q33

In the **last 12 months**, which of the following activities related to **wild birds** did you participate in, if any? (*Please select "Yes" or "No" for each*).

	Yes	No
Watching birds at my home	<input type="radio"/>	<input type="radio"/>
Feeding birds at my home	<input type="radio"/>	<input type="radio"/>
Watching birds away from my home	<input type="radio"/>	<input type="radio"/>
Photographing or filming birds	<input type="radio"/>	<input type="radio"/>
Counting/monitoring birds (e.g., Christmas or Backyard Bird Count)	<input type="radio"/>	<input type="radio"/>
Keeping track of the birds you see on a list, online or on paper	<input type="radio"/>	<input type="radio"/>
Installing or maintaining nest boxes for birds	<input type="radio"/>	<input type="radio"/>



0%  100%

Your Opinions about Wetlands

In this section we would like to know what you think about wetlands.

Wetlands include swamps, marshes, bogs, shallow ponds (less than 1.8 meters or 6 feet deep), and shallow areas on lakeshores and seashores. Some wetlands are only wet some of the year, while others are wet year round. They can be in cities or in rural areas and can be the size of a basketball court or cover several square miles.



0% 100%

Q34

Wetlands perform a variety of functions which are beneficial to people. When wetlands are lost or degraded, these benefits can be greatly reduced or disappear altogether. Below is a list of benefits that are threatened due to loss of wetlands. How concerned would you be if the following benefits were reduced in your community due to the loss of wetlands? *(Please select one for each benefit).*

Benefit	Not at all concerned	Slightly concerned	Somewhat concerned	Very concerned
A. Flooding protection	<input type="radio"/>	<input type="radio"/>	<input type="radio"/>	<input type="radio"/>
B. Erosion protection	<input type="radio"/>	<input type="radio"/>	<input type="radio"/>	<input type="radio"/>
C. Wildlife viewing and birdwatching	<input type="radio"/>	<input type="radio"/>	<input type="radio"/>	<input type="radio"/>
D. Hunting opportunities	<input type="radio"/>	<input type="radio"/>	<input type="radio"/>	<input type="radio"/>
E. Storage of greenhouse gases, such as carbon	<input type="radio"/>	<input type="radio"/>	<input type="radio"/>	<input type="radio"/>
F. Clean water	<input type="radio"/>	<input type="radio"/>	<input type="radio"/>	<input type="radio"/>
G. Clean air	<input type="radio"/>	<input type="radio"/>	<input type="radio"/>	<input type="radio"/>
H. Providing a home for wildlife	<input type="radio"/>	<input type="radio"/>	<input type="radio"/>	<input type="radio"/>
I. Providing a home for animals such as butterflies and bees that pollinate plants and crops	<input type="radio"/>	<input type="radio"/>	<input type="radio"/>	<input type="radio"/>
J. Scenic places for inspiration or spiritual renewal	<input type="radio"/>	<input type="radio"/>	<input type="radio"/>	<input type="radio"/>



0% 100%

Q35

Which of the wetlands benefits listed on the previous page would you be **most** concerned about being substantially reduced in your community? Please select the benefit you are **most** concerned about losing.

Which of the wetlands benefits listed on the previous page would you be **least** concerned about being substantially reduced in your community? Please select the benefit you are **least** concerned about losing. *Be sure to select a different benefit than you selected above.*



0%  100%

About You

To help us compare your responses to those of others, we have some questions about you. Please be assured that all of your answers will remain completely confidential.

Q36

In what year were you born? (Enter last 2 digits)

Year 19:

Q37

Are you . . . ?

- ☐ Male
☐ Female



0%  100%

Q38

What is the highest level of education you have completed? *Please select only one.*

Q39

Is a nature-related profession (such as farming, fisheries, forestry, environmental science, or conservation) the primary source of your **PERSONAL** income? *Please select only one.*

☐ Yes

☐ No



0%  100%

Q40

Do you own land in a rural area (outside of an urban or suburban area)?

☐ Yes -- if so, how many acres do you own in total?

☐ No



0%  100%

Q41

Which of these categories best describes the place where you a) live now and b) where you lived during most of the time you were growing up (that is, until age 16)? *Please select only one in each row.*

	Large urban area (population 500,000 or more)	Medium Urban area (population between 50,000 and 499,999)	Small city (population between 10,000 and 49,999)	Small town (population between 2,000 and 9,999)	Rural area (population less than 2,000)
a) Where you live now	<input type="radio"/>	<input type="radio"/>	<input type="radio"/>	<input type="radio"/>	<input type="radio"/>
b) Where you grew up	<input type="radio"/>	<input type="radio"/>	<input type="radio"/>	<input type="radio"/>	<input type="radio"/>



0% 100%

Q42

Please indicate which of the following categories applies to your total **personal** income for last year? *Please select only one.*



0% 100%

Please use this space for any additional comments that you would like to provide about waterfowl hunting, wetlands, or waterfowl.



0% 100%

Thank you for your time and effort. We appreciate your interest in the study. Your responses will be recorded when you advance to the next screen.



0%  100%

We appreciate your interest in the study. Many of our questions are about current waterfowl hunting experiences, so at this time we are only focusing on active waterfowl hunters. We hope you get the opportunity to continue hunting in the future.



0%  100%

Note:

When respondents take the survey in regular mode this page will not be displayed. Respondents will be redirected to the link below:

<http://nawmp.wetlandnetwork.ca/>

0%  100%



This project was undertaken with the financial support of:
Ce projet a été réalisé avec le soutien financier de :

Canada



National Survey of Waterfowl Hunters

To begin the survey in English,
click on the button below.

English

Étude nationale sur les chasseurs de sauvagine

Pour commencer l'enquête en français,
cliquez sur le bouton ci-dessous.

Français



UNIVERSITY OF ALBERTA
FACULTY OF PHYSICAL
EDUCATION AND RECREATION

Étude nationale sur les chasseurs de sauvagine

□

Merci de participer à l'étude nationale sur les chasseurs de sauvagine. Vous êtes l'un des quelques chasseurs de sauvagine de votre province ou territoire invités à participer à cette étude. Le Service canadien de la faune participe au parrainage de cette étude puisqu'il est important pour lui de comprendre vos expériences en matière de chasse à la sauvagine et ce qui, selon vous, pourrait les améliorer. Nous collaborons étroitement avec vos gestionnaires provinciaux et territoriaux de la sauvagine ainsi qu'avec les Conseils nationaux des voies migratoires afin de réaliser cette étude. Il vous faudra environ 20 minutes pour répondre aux questions qu'elle renferme, et nous vous remercions pour votre temps et vos efforts. Vos réponses sont très importantes pour cette étude et seront utilisées pour contribuer à orienter et améliorer la gestion future de la sauvagine. Soyez assuré(e) que votre participation à cette étude ainsi que la totalité de vos réponses demeureront confidentielles.

VOUS DEVEZ AVOIR 18 ANS OU PLUS POUR PARTICIPER. Merci de votre aide!

Veillez entrer le code d'accès que nous vous avons fait parvenir par courriel dans la case ci-après :

Soumettre le code personnel d'accès :

□



Q1

Parmi les énoncés suivants, lequel décrit le mieux vos objectifs en matière de chasse à la sauvagine? Veuillez choisir une réponse.

- ☐ Je ne chasse que le canard
- ☐ Je chasse le canard et l'oie
- ☐ Je ne chasse que l'oie
- ☐ Je ne chasse ni le canard ni l'oie

Q2

À quel âge avez-vous commencé à chasser la sauvagine? Veuillez indiquer l'âge.

ans

Veuillez utiliser les FLÈCHES VERTES dans le bas de chaque page pour répondre à une nouvelle question, ou les flèches de recul pour revenir aux questions précédentes.



0%

100%

Q3

Pendant combien d'années êtes-vous allé(e) à la chasse à la SAUVAGINE au cours des cinq dernières années? Veuillez choisir une réponse.

- ☐ Aucune
- ☐ 1 an
- ☐ 2 ans
- ☐ 3 ans
- ☐ 4 ans
- ☐ 5 ans



0%

100%

Q4 Canards

Au cours des cinq dernières années, environ combien de CANARDS avez-vous pris au cours d'une année EN MOYENNE? *Veillez choisir une réponse.*

- ☐ 5 ou moins
- ☐ Entre 6 et 10
- ☐ Entre 11 et 20
- ☐ Entre 21 et 50
- ☐ Plus de 50



0%  100%

Q4 Oies

Au cours des cinq dernières années, environ combien d'OIES avez-vous prises au cours d'une année EN MOYENNE? *Veillez choisir une réponse.*

- ☐ 5 ou moins
- ☐ Entre 6 et 10
- ☐ Entre 11 et 20
- ☐ Entre 21 et 50
- ☐ Plus de 50



0%  100%

Q5

Au cours des cinq dernières années, environ combien de jours consacrez-vous à la chasse à la SAUVAGINE par année? *Veillez choisir une réponse.*

- ☐ 5 jours ou moins
- ☐ De 6 à 10 jours
- ☐ De 11 à 20 jours
- ☐ De 21 à 30 jours
- ☐ Plus de 30 jours

Q6

Au cours de la saison de chasse à la sauvagine de la **DERNIÈRE ANNÉE (2016)**, combien de jours avez-vous consacrés à la chasse à la SAUVAGINE? (Si vous n'avez pas chassé, entrez « 0 ».)



0%



100%

Q7

Combien de fois devez-vous atteindre le maximum de prises par jour de canards ou d'oies pour estimer avoir eu une saison satisfaisante? *Veillez choisir une réponse.*

- ☐ Jamais
- ☐ Au moins à une reprise
- ☐ À quelques reprises
- ☐ La plupart du temps
- ☐ Chaque fois que je vais chasser

Q8

Au cours de la **saison de l'année dernière (2016)**, combien de fois avez-vous atteint le maximum de prises de canards ou d'oies? *Veillez choisir une réponse.*

- ☐ Jamais
- ☐ Au moins à une reprise
- ☐ À quelques reprises
- ☐ La plupart du temps
- ☐ Chaque fois que je vais chasser
- ☐ Je n'ai pas chassé en 2016



0%

100%

Q9

Dans quelles circonstances allez-vous habituellement chasser? *Veillez choisir une réponse.*

- ☐ Lorsque je planifie moi-même la chasse
- ☐ Lorsque quelqu'un m'invite
- ☐ Lorsque je planifie moi-même la chasse ou lorsque quelqu'un m'invite



0%

100%

Q10a

Au Canada et aux États-Unis, la sauvagine est gérée au sein de quatre voies migratoires : Pacifique, Centre, Mississippi, et Atlantique. Ces voies migratoires sont illustrées ci-dessous :

□

Dans quelle voie migratoire avez-vous le plus souvent chassé au cours de l'an passé (2016) ou au cours de la dernière année où vous avez chassé? Veuillez choisir une réponse.

- ☐ **1-Voie migratoire du Pacifique** (C.-B., YU, AK, AZ, CA, ID, MT de l'ouest, NV, OR, UT, WA)
- ☐ **2-Voie migratoire du Centre** (AB, NT, SK, CO, MT de l'est, KS, ND, NE, NM, OK, SD, TX, WY)
- ☐ **3-Voie migratoire du Mississippi** (ON, AL, AR, IA, IL, IN, LA, KY, MI, MN, MO, MS, OH, TN, WI, MB, NU)
- ☐ **4-Voie migratoire de l'Atlantique** (N.-B., TN, N.-É., PE, QC, CT, DE, FL, GA, MA, MD, ME, NC, NH, NJ, NY, PA, RI, SC, VA, VT, WV)



0%

100%

Q10b

Dans quelle province ou quel territoire canadien ou quel État américain avez-vous le plus souvent chassé la sauvagine au cours des cinq dernières années?



0%

100%

Q11

Lorsque vous partez à la chasse à la sauvagine, effectuez-vous principalement des déplacements d'une journée ou des voyages de deux jours ou plus? *Veillez choisir une réponse.*

- ☐ Principalement des déplacements d'une journée
- ☐ Principalement des voyages de deux jours ou plus
- ☐ Les deux à peu près également

Q12

À quel endroit chassez-vous le plus la sauvagine? *Veillez choisir une réponse.*

- ☐ Terres ou plans d'eau publics
- ☐ Propriété privée détenue par vous, votre famille ou en partenariat avec une autre personne
- ☐ Propriété privée détenue par un ami ou un autre propriétaire qui vous donne la permission d'y chasser sans frais
- ☐ Propriété privée que vous louez ou vous payez des frais pour y chasser
- ☐ Invité sur une propriété privée que quelqu'un d'autre loue ou paye des frais pour y chasser



0%  100%

Q13

À quel point est-il important pour vous de chasser les animaux suivants dans la voie migratoire du Centre? *Choisissez une réponse pour chaque catégorie.*

	Pas du tout important	Légèrement important	Moyennement important	Très important	Extrêmement important
Canards plongeurs (fuligules à collier, à dos blanc, à tête rouge, etc.)	<input type="radio"/>	<input type="radio"/>	<input type="radio"/>	<input type="radio"/>	<input type="radio"/>
Canards colverts	<input type="radio"/>	<input type="radio"/>	<input type="radio"/>	<input type="radio"/>	<input type="radio"/>
Autres canards barboteurs (p. ex., canards chipeaux, canards pilets, sarcelles, etc.)	<input type="radio"/>	<input type="radio"/>	<input type="radio"/>	<input type="radio"/>	<input type="radio"/>
Oies	<input type="radio"/>	<input type="radio"/>	<input type="radio"/>	<input type="radio"/>	<input type="radio"/>




0%  100%

Q13

À quel point est-il important pour vous de chasser les animaux suivants dans la voie migratoire du Mississippi? Choisissez une réponse pour chaque catégorie.

	Pas du tout important	Légèrement important	Moyennement important	Très important	Extrêmement important
Canards plongeurs (fuligules à collier, à dos blanc, à tête rouge, etc.)	<input type="radio"/>	<input type="radio"/>	<input type="radio"/>	<input type="radio"/>	<input type="radio"/>
Canards colverts	<input type="radio"/>	<input type="radio"/>	<input type="radio"/>	<input type="radio"/>	<input type="radio"/>
Autres canards barboteurs (p. ex., canards chipeaux, canards pilets, sarcelles, etc.)	<input type="radio"/>	<input type="radio"/>	<input type="radio"/>	<input type="radio"/>	<input type="radio"/>
Oies	<input type="radio"/>	<input type="radio"/>	<input type="radio"/>	<input type="radio"/>	<input type="radio"/>




0%  100%

Q13

À quel point est-il important pour vous de chasser les animaux suivants dans la voie migratoire de l'Atlantique? Choisissez une réponse pour chaque catégorie.

	Pas du tout important	Légèrement important	Moyennement important	Très important	Extrêmement important
Canards plongeurs	<input type="radio"/>	<input type="radio"/>	<input type="radio"/>	<input type="radio"/>	<input type="radio"/>
Canards de mer	<input type="radio"/>	<input type="radio"/>	<input type="radio"/>	<input type="radio"/>	<input type="radio"/>
Canards colverts	<input type="radio"/>	<input type="radio"/>	<input type="radio"/>	<input type="radio"/>	<input type="radio"/>
Canards branchus	<input type="radio"/>	<input type="radio"/>	<input type="radio"/>	<input type="radio"/>	<input type="radio"/>
Canards noirs	<input type="radio"/>	<input type="radio"/>	<input type="radio"/>	<input type="radio"/>	<input type="radio"/>
Autres canards	<input type="radio"/>	<input type="radio"/>	<input type="radio"/>	<input type="radio"/>	<input type="radio"/>
Bernaches du Canada	<input type="radio"/>	<input type="radio"/>	<input type="radio"/>	<input type="radio"/>	<input type="radio"/>
Oies des neiges	<input type="radio"/>	<input type="radio"/>	<input type="radio"/>	<input type="radio"/>	<input type="radio"/>
Bernaches cravants	<input type="radio"/>	<input type="radio"/>	<input type="radio"/>	<input type="radio"/>	<input type="radio"/>



0%  100%

Q13

À quel point est-il important pour vous de chasser les animaux suivants dans la voie migratoire du Pacifique? *Choisissez une réponse pour chaque catégorie.*

	Pas du tout important	Légèrement important	Moyennement important	Très important	Extrêmement important
Canards plongeurs (fuligules à collier, à dos blanc, à tête rouge, etc.)	<input type="radio"/>	<input type="radio"/>	<input type="radio"/>	<input type="radio"/>	<input type="radio"/>
Canards de mer (p. ex., macreuses, eiders, hareldes, etc.)	<input type="radio"/>	<input type="radio"/>	<input type="radio"/>	<input type="radio"/>	<input type="radio"/>
Canards colverts	<input type="radio"/>	<input type="radio"/>	<input type="radio"/>	<input type="radio"/>	<input type="radio"/>
Canards pilets	<input type="radio"/>	<input type="radio"/>	<input type="radio"/>	<input type="radio"/>	<input type="radio"/>
Autres canards barboteurs (p. ex., canards chipeaux, canards pilets, sarcelles, etc.)	<input type="radio"/>	<input type="radio"/>	<input type="radio"/>	<input type="radio"/>	<input type="radio"/>
Oies	<input type="radio"/>	<input type="radio"/>	<input type="radio"/>	<input type="radio"/>	<input type="radio"/>




0%  100%

Q14

Veuillez indiquer l'ampleur des problèmes qui suivent dans la province ou le territoire où vous chassez le plus la sauvagine. *Choisissez une réponse pour chacun.*

	Pas problématique	Légèrement problématique	Modérément problématique	Très problématique	Extrêmement problématique
Encombrement dans les sites de chasse	<input type="radio"/>	<input type="radio"/>	<input type="radio"/>	<input type="radio"/>	<input type="radio"/>
Pression exercée par la chasse	<input type="radio"/>	<input type="radio"/>	<input type="radio"/>	<input type="radio"/>	<input type="radio"/>
Interférence d'autres chasseurs de la sauvagine	<input type="radio"/>	<input type="radio"/>	<input type="radio"/>	<input type="radio"/>	<input type="radio"/>
Conflits avec d'autres chasseurs de la sauvagine aux endroits où je chasse	<input type="radio"/>	<input type="radio"/>	<input type="radio"/>	<input type="radio"/>	<input type="radio"/>
Manque d'endroits publics pour la chasse à la sauvagine	<input type="radio"/>	<input type="radio"/>	<input type="radio"/>	<input type="radio"/>	<input type="radio"/>



0%  100%

Q15

Dans la province ou le territoire où vous chassez le canard le plus souvent, quel est votre niveau d'insatisfaction ou de satisfaction à l'égard de ce qui suit? *Choisissez une réponse pour chacun.*

	Très insatisfait	Plutôt insatisfait	Neutre	Plutôt satisfait	Très satisfait
Le nombre de canards que vous voyez au cours de la saison	<input type="radio"/>	<input type="radio"/>	<input type="radio"/>	<input type="radio"/>	<input type="radio"/>
Le nombre de canards que vous prenez au cours de la saison	<input type="radio"/>	<input type="radio"/>	<input type="radio"/>	<input type="radio"/>	<input type="radio"/>
Le nombre de jours de la saison du canard	<input type="radio"/>	<input type="radio"/>	<input type="radio"/>	<input type="radio"/>	<input type="radio"/>
Le nombre de canards imposé par le maximum de prises par jour	<input type="radio"/>	<input type="radio"/>	<input type="radio"/>	<input type="radio"/>	<input type="radio"/>
Le nombre de canards habituellement présents pendant la saison de la chasse	<input type="radio"/>	<input type="radio"/>	<input type="radio"/>	<input type="radio"/>	<input type="radio"/>
La qualité de l'habitat où vous chassez	<input type="radio"/>	<input type="radio"/>	<input type="radio"/>	<input type="radio"/>	<input type="radio"/>
Votre expérience générale de chasse	<input type="radio"/>	<input type="radio"/>	<input type="radio"/>	<input type="radio"/>	<input type="radio"/>



0% 100%

Q16a

Quel est le plus petit nombre de canards que vous devez prendre en une journée pour vous sentir satisfait de votre chasse?

Q16b

Quel est le plus petit maximum de prises par jour que vous accepteriez avant de décider de ne plus aller à la chasse au canard?

Q16c

Quel est le nombre minimal de jours pendant une saison de chasse à la sauvagine que vous accepteriez avant de décider de ne plus chasser le canard?



0% 100%

CHOIX DE CHASSE À LA SAUVAGINE

Les expériences en matière de chasse à la sauvagine peuvent varier selon différentes régions et situations. Vous pourriez chasser très près de votre domicile, ou vous rendre à quelques heures de distance pour chasser. Vous pourriez chasser gratuitement sur des terres publiques ou payer des frais saisonniers pour chasser sur des terres privées. Nous aimerions savoir quelles expériences et conditions influencent votre décision de chasser au cours d'un déplacement en particulier. Sur les pages suivantes, nous présentons 10 différentes comparaisons hypothétiques d'expériences de chasse à la sauvagine que vous pourriez choisir de vivre. Ces expériences varient en fonction de cinq conditions :

- 1) **Prises** : Le nombre probable de sauvagines que vous prendrez en une journée;
- 2) **Effort d'accès** : Facilité ou difficulté d'entrée, de sortie et de circulation dans une région afin d'y chasser;
- 3) **Durée du voyage** : La durée d'un déplacement, aller seulement, afin d'aller chasser;
- 4) **Quantité de sauvagines** : Le nombre de canards ou d'oies que vous voyez en une journée lorsque vous chassez, même s'ils ne sont pas à portée de tir;
- 5) **Possibilité d'interférence ou de concurrence** : Concurrence d'autres chasseurs qui peuvent interférer avec votre chasse d'une certaine façon comme en vous donnant une impression d'encombrement ou de concurrence pour des endroits de chasse ou des oiseaux.

Certains de ces scénarios peuvent vous sembler peu probables, ou aucune option ne correspond aux endroits où vous chassez à l'heure actuelle, mais nous souhaitons quand même comprendre quelles sont les expériences de chasse décrites que vous choisiriez. Vos opinions au sujet de ces comparaisons aideront les gestionnaires à mieux comprendre les préférences en matière de chasse à la sauvagine.

Pour chaque scénario, sélectionnez le choix que vous feriez s'ils constituaient les seules options de chasse, en supposant que toutes les autres conditions sont les mêmes.



0%  100%

Si ces scénarios constituaient vos seules options de chasse à la sauvagine, lequel choisiriez-vous?

Indiquez votre choix en cliquant sur l'un des boutons ci-après :

([%CBCCURRENTTASK();%] de [%CBCTOTALTASKS();%])

	Option 1	Option 2	N'IRAIS PAS
Prises : Le nombre probable de sauvagines que vous prendrez en une journée.	Un oiseau	3 oiseaux	AUCUNE : Je n'irais pas si ces scénarios constituaient mes seuls choix.
Effort d'accès : Facilité ou difficulté d'entrée, de sortie et de circulation dans une région afin d'y chasser.	Accès facile nécessitant peu d'effort	Accès modérément facile nécessitant un peu d'effort	
Durée du voyage : La durée d'un déplacement aller seulement afin d'aller chasser.	3 heures	30 minutes	
Quantité de sauvagines : Le nombre de canards ou d'oies que vous voyez en une journée lorsque vous chassez, même s'ils ne sont pas à portée de tir.	50 oiseaux	1 000 oiseaux ou plus	
Possibilité d'interférence ou de concurrence : Concurrence d'autres chasseurs qui peuvent interférer avec votre chasse d'une certaine façon comme en vous donnant une impression d'encombrement ou de concurrence pour des endroits de chasse ou des oiseaux.	Grande concurrence d'autres chasseurs	Concurrence modérée d'autres chasseurs	
Choisissez une option	<input type="radio"/>	<input type="radio"/>	<input type="radio"/>



0% 100%

Si ces scénarios constituaient vos seules options de chasse à la sauvagine, lequel choisiriez-vous?

Indiquez votre choix en cliquant sur l'un des boutons ci-après :

([%CBCCURRENTTASK();%] de [%CBCTOTALTASKS();%])

	Option 1	Option 2	N'IRAIS PAS
Prises : Le nombre probable de sauvagines que vous prendrez en une journée.	3 oiseaux	6 oiseaux	AUCUNE : Je n'irais pas si ces scénarios constituaient mes seuls choix.
Effort d'accès : Facilité ou difficulté d'entrée, de sortie et de circulation dans une région afin d'y chasser.	Accès difficile nécessitant beaucoup d'effort	Accès facile nécessitant peu d'effort	
Durée du voyage : La durée d'un déplacement aller seulement afin d'aller chasser.	4 heures	4 heures	
Quantité de sauvagines : Le nombre de canards ou d'oies que vous voyez en une journée lorsque vous chassez, même s'ils ne sont pas à portée de tir.	250 oiseaux	25 oiseaux ou moins	
Possibilité d'interférence ou de concurrence : Concurrence d'autres chasseurs qui peuvent interférer avec votre chasse d'une certaine façon comme en vous donnant une impression d'encombrement ou de concurrence pour des endroits de chasse ou des oiseaux.	Aucune concurrence	Peu de concurrence d'autres chasseurs	
Choisissez une option	<input type="radio"/>	<input type="radio"/>	<input type="radio"/>



0% 100%

Si ces scénarios constituaient vos seules options de chasse à la sauvagine, lequel choisiriez-vous?

Indiquez votre choix en cliquant sur l'un des boutons ci-après :

([%CBCCURRENTTASK();%] de [%CBCTOTALTASKS();%])

	Option 1	Option 2	N'IRAIS PAS
Prises : Le nombre probable de sauvagines que vous prendrez en une journée.	6 oiseaux	3 oiseaux	AUCUNE : Je n'irais pas si ces scénarios constituaient mes seuls choix.
Effort d'accès : Facilité ou difficulté d'entrée, de sortie et de circulation dans une région afin d'y chasser.	Accès difficile nécessitant beaucoup d'effort	Accès modérément facile nécessitant un peu d'effort	
Durée du voyage : La durée d'un déplacement aller seulement afin d'aller chasser.	2 heures	1 heure	
Quantité de sauvagines : Le nombre de canards ou d'oies que vous voyez en une journée lorsque vous chassez, même s'ils ne sont pas à portée de tir.	500 oiseaux	500 oiseaux	
Possibilité d'interférence ou de concurrence : Concurrence d'autres chasseurs qui peuvent interférer avec votre chasse d'une certaine façon comme en vous donnant une impression d'encombrement ou de concurrence pour des endroits de chasse ou des oiseaux.	Grande concurrence d'autres chasseurs	Peu de concurrence d'autres chasseurs	
Choisissez une option	<input type="radio"/>	<input type="radio"/>	<input type="radio"/>



0% 100%

Si ces scénarios constituaient vos seules options de chasse à la sauvagine, lequel choisiriez-vous?

Indiquez votre choix en cliquant sur l'un des boutons ci-après :

([%CBCCURRENTTASK();%] de [%CBCTOTALTASKS();%])

	Option 1	Option 2	N'IRAIS PAS
Prises : Le nombre probable de sauvagines que vous prendrez en une journée.	Un oiseau	Un oiseau	AUCUNE : Je n'irais pas si ces scénarios constituaient mes seuls choix.
Effort d'accès : Facilité ou difficulté d'entrée, de sortie et de circulation dans une région afin d'y chasser.	Accès facile nécessitant peu d'effort	Accès modérément facile nécessitant un peu d'effort	
Durée du voyage : La durée d'un déplacement aller seulement afin d'aller chasser.	3 heures	2 heures	
Quantité de sauvagines : Le nombre de canards ou d'oies que vous voyez en une journée lorsque vous chassez, même s'ils ne sont pas à portée de tir.	250 oiseaux	25 oiseaux ou moins	
Possibilité d'interférence ou de concurrence : Concurrence d'autres chasseurs qui peuvent interférer avec votre chasse d'une certaine façon comme en vous donnant une impression d'encombrement ou de concurrence pour des endroits de chasse ou des oiseaux.	Concurrence modérée d'autres chasseurs	Aucune concurrence	
Choisissez une option	<input type="radio"/>	<input type="radio"/>	<input type="radio"/>



0% 100%

Si ces scénarios constituaient vos seules options de chasse à la sauvagine, lequel choisiriez-vous?

Indiquez votre choix en cliquant sur l'un des boutons ci-après :

([%CBCURRENTTASK();%] de [%CBCTOTALTASKS();%])

	Option 1	Option 2	N'IRAIS PAS
Prises : Le nombre probable de sauvagines que vous prendrez en une journée.	Un oiseau	6 oiseaux	AUCUNE : Je n'irais pas si ces scénarios constituaient mes seuls choix.
Effort d'accès : Facilité ou difficulté d'entrée, de sortie et de circulation dans une région afin d'y chasser.	Accès difficile nécessitant beaucoup d'effort	Accès difficile nécessitant beaucoup d'effort	
Durée du voyage : La durée d'un déplacement aller seulement afin d'aller chasser.	30 minutes	1 heure	
Quantité de sauvagines : Le nombre de canards ou d'oies que vous voyez en une journée lorsque vous chassez, même s'ils ne sont pas à portée de tir.	25 oiseaux ou moins	50 oiseaux	
Possibilité d'interférence ou de concurrence : Concurrence d'autres chasseurs qui peuvent interférer avec votre chasse d'une certaine façon comme en vous donnant une impression d'encombrement ou de concurrence pour des endroits de chasse ou des oiseaux.	Peu de concurrence d'autres chasseurs	Grande concurrence d'autres chasseurs	
Choisissez une option	<input type="radio"/>	<input type="radio"/>	<input type="radio"/>



0% 100%

Si ces scénarios constituaient vos seules options de chasse à la sauvagine, lequel choisiriez-vous?

Indiquez votre choix en cliquant sur l'un des boutons ci-après :

([%CBCCURRENTTASK();%] de [%CBCTOTALTASKS();%])

	Option 1	Option 2	N'IRAIS PAS
Prises : Le nombre probable de sauvagines que vous prendrez en une journée.	6 oiseaux	3 oiseaux	AUCUNE : Je n'irais pas si ces scénarios constituaient mes seuls choix.
Effort d'accès : Facilité ou difficulté d'entrée, de sortie et de circulation dans une région afin d'y chasser.	Accès modérément facile nécessitant un peu d'effort	Accès facile nécessitant peu d'effort	
Durée du voyage : La durée d'un déplacement aller seulement afin d'aller chasser.	1 heure	2 heures	
Quantité de sauvagines : Le nombre de canards ou d'oies que vous voyez en une journée lorsque vous chassez, même s'ils ne sont pas à portée de tir.	1 000 oiseaux ou plus	50 oiseaux	
Possibilité d'interférence ou de concurrence : Concurrence d'autres chasseurs qui peuvent interférer avec votre chasse d'une certaine façon comme en vous donnant une impression d'encombrement ou de concurrence pour des endroits de chasse ou des oiseaux.	Concurrence modérée d'autres chasseurs	Aucune concurrence	
Choisissez une option	<input type="radio"/>	<input type="radio"/>	<input type="radio"/>



0% 100%

Si ces scénarios constituaient vos seules options de chasse à la sauvagine, lequel choisiriez-vous?

Indiquez votre choix en cliquant sur l'un des boutons ci-après :

([%CBCCURRENTTASK();%] de [%CBCTOTALTASKS();%])

	Option 1	Option 2	N'IRAIS PAS
Prises : Le nombre probable de sauvagines que vous prendrez en une journée.	6 oiseaux	Un oiseau	AUCUNE : Je n'irais pas si ces scénarios constituaient mes seuls choix.
Effort d'accès : Facilité ou difficulté d'entrée, de sortie et de circulation dans une région afin d'y chasser.	Accès facile nécessitant peu d'effort	Accès difficile nécessitant beaucoup d'effort	
Durée du voyage : La durée d'un déplacement aller seulement afin d'aller chasser.	30 minutes	3 heures	
Quantité de sauvagines : Le nombre de canards ou d'oies que vous voyez en une journée lorsque vous chassez, même s'ils ne sont pas à portée de tir.	500 oiseaux	1 000 oiseaux ou plus	
Possibilité d'interférence ou de concurrence : Concurrence d'autres chasseurs qui peuvent interférer avec votre chasse d'une certaine façon comme en vous donnant une impression d'encombrement ou de concurrence pour des endroits de chasse ou des oiseaux.	Peu de concurrence d'autres chasseurs	Grande concurrence d'autres chasseurs	
Choisissez une option	<input type="radio"/>	<input type="radio"/>	<input type="radio"/>



0% 100%

Si ces scénarios constituaient vos seules options de chasse à la sauvagine, lequel choisiriez-vous?

Indiquez votre choix en cliquant sur l'un des boutons ci-après :

([%CBCCURRENTTASK();%] de [%CBCTOTALTASKS();%])

	Option 1	Option 2	N'IRAIS PAS
Prises : Le nombre probable de sauvagines que vous prendrez en une journée.	3 oiseaux	6 oiseaux	AUCUNE : Je n'irais pas si ces scénarios constituaient mes seuls choix.
Effort d'accès : Facilité ou difficulté d'entrée, de sortie et de circulation dans une région afin d'y chasser.	Accès modérément facile nécessitant un peu d'effort	Accès modérément facile nécessitant un peu d'effort	
Durée du voyage : La durée d'un déplacement aller seulement afin d'aller chasser.	4 heures	3 heures	
Quantité de sauvagines : Le nombre de canards ou d'oies que vous voyez en une journée lorsque vous chassez, même s'ils ne sont pas à portée de tir.	1 000 oiseaux ou plus	250 oiseaux	
Possibilité d'interférence ou de concurrence : Concurrence d'autres chasseurs qui peuvent interférer avec votre chasse d'une certaine façon comme en vous donnant une impression d'encombrement ou de concurrence pour des endroits de chasse ou des oiseaux.	Grande concurrence d'autres chasseurs	Concurrence modérée d'autres chasseurs	
Choisissez une option	<input type="radio"/>	<input type="radio"/>	<input type="radio"/>



0% 100%

Si ces scénarios constituaient vos seules options de chasse à la sauvagine, lequel choisiriez-vous?

Indiquez votre choix en cliquant sur l'un des boutons ci-après :

([%CBCCURRENTTASK();%] de [%CBCTOTALTASKS();%])

	Option 1	Option 2	N'IRAIS PAS
Prises : Le nombre probable de sauvagines que vous prendrez en une journée.	3 oiseaux	6 oiseaux	AUCUNE : Je n'irais pas si ces scénarios constituaient mes seuls choix.
Effort d'accès : Facilité ou difficulté d'entrée, de sortie et de circulation dans une région afin d'y chasser.	Accès facile nécessitant peu d'effort	Accès difficile nécessitant beaucoup d'effort	
Durée du voyage : La durée d'un déplacement aller seulement afin d'aller chasser.	1 heure	4 heures	
Quantité de sauvagines : Le nombre de canards ou d'oies que vous voyez en une journée lorsque vous chassez, même s'ils ne sont pas à portée de tir.	250 oiseaux	25 oiseaux ou moins	
Possibilité d'interférence ou de concurrence : Concurrence d'autres chasseurs qui peuvent interférer avec votre chasse d'une certaine façon comme en vous donnant une impression d'encombrement ou de concurrence pour des endroits de chasse ou des oiseaux.	Concurrence modérée d'autres chasseurs	Aucune concurrence	
Choisissez une option	<input type="radio"/>	<input type="radio"/>	<input type="radio"/>



0% 100%

Si ces scénarios constituaient vos seules options de chasse à la sauvagine, lequel choisiriez-vous?

Indiquez votre choix en cliquant sur l'un des boutons ci-après :

([%CBCCURRENTTASK();%] de [%CBCTOTALTASKS();%])

	Option 1	Option 2	N'IRAIS PAS
Prises : Le nombre probable de sauvagines que vous prendrez en une journée.	3 oiseaux	Un oiseau	AUCUNE : Je n'irais pas si ces scénarios constituaient mes seuls choix.
Effort d'accès : Facilité ou difficulté d'entrée, de sortie et de circulation dans une région afin d'y chasser.	Accès facile nécessitant peu d'effort	Accès difficile nécessitant beaucoup d'effort	
Durée du voyage : La durée d'un déplacement aller seulement afin d'aller chasser.	2 heures	30 minutes	
Quantité de sauvagines : Le nombre de canards ou d'oies que vous voyez en une journée lorsque vous chassez, même s'ils ne sont pas à portée de tir.	25 oiseaux ou moins	500 oiseaux	
Possibilité d'interférence ou de concurrence : Concurrence d'autres chasseurs qui peuvent interférer avec votre chasse d'une certaine façon comme en vous donnant une impression d'encombrement ou de concurrence pour des endroits de chasse ou des oiseaux.	Concurrence modérée d'autres chasseurs	Aucune concurrence	
Choisissez une option	<input type="radio"/>	<input type="radio"/>	<input type="radio"/>



0%  100%

Q18a

Quelle priorité est-ce que les organismes provinciaux ou territoriaux et fédéraux devraient accorder à ce qui suit lorsqu'ils établissent les règlements de la chasse annuelle à la sauvagine? Choisissez une réponse pour chacun.

	Très bas	Faible	Modéré	Élevé	Très élevé
Établir les plus grands maximums de prises possibles	<input type="radio"/>	<input type="radio"/>	<input type="radio"/>	<input type="radio"/>	<input type="radio"/>
Établir la saison la plus longue possible	<input type="radio"/>	<input type="radio"/>	<input type="radio"/>	<input type="radio"/>	<input type="radio"/>
Établir les plus grandes populations de canards possibles	<input type="radio"/>	<input type="radio"/>	<input type="radio"/>	<input type="radio"/>	<input type="radio"/>
Éviter d'établir des durées de saisons différentes pour différentes espèces de canards	<input type="radio"/>	<input type="radio"/>	<input type="radio"/>	<input type="radio"/>	<input type="radio"/>
Établir des règlements les plus simples possible	<input type="radio"/>	<input type="radio"/>	<input type="radio"/>	<input type="radio"/>	<input type="radio"/>
Réduire le nombre de maximums de prises spécifiques aux espèces (c.-à-d, des maximums de prises qui s'appliquent à des espèces précises plutôt qu'un maximum de prises pour l'ensemble des canards)	<input type="radio"/>	<input type="radio"/>	<input type="radio"/>	<input type="radio"/>	<input type="radio"/>
Établir le plus grand nombre de maximums de prises possibles de canards colverts	<input type="radio"/>	<input type="radio"/>	<input type="radio"/>	<input type="radio"/>	<input type="radio"/>



0% 100%

Q18b

Parmi toutes les options énumérées ci-après, veuillez noter vos trois préférences pour indiquer vos principales priorités. Utilisez les chiffres 1, 2 et 3, le chiffre 1 indiquant votre première priorité, 2, votre deuxième priorité, et 3, votre troisième priorité. N'utilisez chaque nombre qu'une seule fois.

- ☐ Établir les plus grands maximums de prises possibles
- ☐ Établir la saison la plus longue possible
- ☐ Établir les plus grandes populations de canards possibles
- ☐ Éviter d'établir des durées de saisons différentes pour différentes espèces de canards
- ☐ Établir des règlements les plus simples possible
- ☐ Réduire le nombre de maximums de prises spécifiques aux espèces (c.-à-d., des maximums de prises qui s'appliquent à des espèces précises plutôt qu'un maximum de prises pour l'ensemble des canards)
- ☐ Établir le plus grand nombre de maximums de prises possibles de canards colverts



0%  100%

Les maximums de prises de canards limitent le nombre de canards que vous pouvez prendre chaque jour. Pour certaines espèces de canards, le maximum de prises par jour peut différer du maximum de prises de canards en général. Ces maximums de prises sont appelés des maximums de prises « propres à une espèce ».

Q19

Dans les provinces ou territoires où vous chassez, les règles et règlements à l'égard des maximums de prises propres à une espèce sont-ils difficiles à comprendre?

- ☐ Oui
☐ Non

Q20

Dans les provinces ou les territoires où vous chassez, est-ce que les maximums de prises actuelles, propres à une espèce, sont difficiles à respecter sur le terrain?

- ☐ Oui
☐ Non

Q21

Veuillez indiquer votre scénario préféré en matière de maximums de prises par **espèces de canards qui comportent habituellement des maximums de prises plus basses**.

- ☐ Maximiser les occasions de prises en maintenant les maximums de prises individuelles propres à une espèce.
☐ Créer des règles plus simples en établissant des maximums de prises générales pour une combinaison de certaines espèces (p. ex., un maximum de prises pour les canards plongeurs).



0%  100%

Q22

Nous souhaitons connaître dans quelle mesure la chasse à la sauvagine est importante pour vous. Veuillez indiquer dans quelle mesure vous êtes en désaccord ou en accord avec les énoncés suivants au sujet de votre participation personnelle à la chasse à la sauvagine. (*Choisissez une réponse pour chacun.*)

	Tout à fait en désaccord	En désaccord	Neutre	D'accord	Tout à fait d'accord
Si je ne pouvais pas m'adonner à la chasse à la sauvagine, je ne suis pas certain(e) de ce que je ferais à la place.	<input type="radio"/>	<input type="radio"/>	<input type="radio"/>	<input type="radio"/>	<input type="radio"/>
Une grande partie de ma vie s'articule autour de la chasse à la sauvagine.	<input type="radio"/>	<input type="radio"/>	<input type="radio"/>	<input type="radio"/>	<input type="radio"/>
La chasse à la sauvagine occupe un rôle central dans ma vie.	<input type="radio"/>	<input type="radio"/>	<input type="radio"/>	<input type="radio"/>	<input type="radio"/>
Il est important de pouvoir profiter de l'environnement naturel par l'intermédiaire de la chasse à la sauvagine.	<input type="radio"/>	<input type="radio"/>	<input type="radio"/>	<input type="radio"/>	<input type="radio"/>
Se retrouver en nature est une composante importante de la chasse à la sauvagine.	<input type="radio"/>	<input type="radio"/>	<input type="radio"/>	<input type="radio"/>	<input type="radio"/>
Se rendre à mon maximum de prises est important pour moi.	<input type="radio"/>	<input type="radio"/>	<input type="radio"/>	<input type="radio"/>	<input type="radio"/>
Je considère important de développer mes compétences et mes habiletés en matière de chasse à la sauvagine.	<input type="radio"/>	<input type="radio"/>	<input type="radio"/>	<input type="radio"/>	<input type="radio"/>
Il est important pour moi de mettre mes compétences en chasse à la sauvagine au défi.	<input type="radio"/>	<input type="radio"/>	<input type="radio"/>	<input type="radio"/>	<input type="radio"/>
La plupart de mes amis sont liés d'une façon ou d'une autre à la chasse à la sauvagine.	<input type="radio"/>	<input type="radio"/>	<input type="radio"/>	<input type="radio"/>	<input type="radio"/>
La vue et les sons de la nature sont importants à la chasse à la sauvagine.	<input type="radio"/>	<input type="radio"/>	<input type="radio"/>	<input type="radio"/>	<input type="radio"/>
La chasse à la sauvagine est une des activités les plus agréables que j'exerce.	<input type="radio"/>	<input type="radio"/>	<input type="radio"/>	<input type="radio"/>	<input type="radio"/>
Il est important pour moi d'utiliser de nouvelles techniques et technologies et de nouveaux équipements pour améliorer ma chasse à la sauvagine.	<input type="radio"/>	<input type="radio"/>	<input type="radio"/>	<input type="radio"/>	<input type="radio"/>



0% 100%

Q23a

Au cours de la saison dernière, avez-vous amené une personne à la chasse à la sauvagine qui n'avait jamais été à la chasse à la sauvagine auparavant?

- ☐ Oui
☐ Non



0%  100%

Q23b

Dans l'affirmative, qui était cette personne? (*Choisir tous ceux qui s'appliquent.*)

- ☐ Mon (mes) enfant(s)
☐ Un (des) enfant(s) de ma parenté
☐ D'autres enfants
☐ Adulte de ma famille proche (c.-à-d., frère ou sœur)
☐ Adulte de ma famille élargie (c.-à-d., cousin(e) ou oncle (tante))
☐ Ami(e) adulte
☐ Collègue
☐ Autre (veuillez préciser) [Précision du répondant]



0%  100%

Q24

Une personne peut se percevoir de nombreuses façons. Veuillez indiquer la mesure dans laquelle vous vous identifiez comme un(une)... (indiquez une réponse pour chaque choix.)

	Pas du tout	Un peu	Moyennement	Beaucoup	Énormément
Ornithologue	<input type="radio"/>	<input type="radio"/>	<input type="radio"/>	<input type="radio"/>	<input type="radio"/>
Chasseur de canard	<input type="radio"/>	<input type="radio"/>	<input type="radio"/>	<input type="radio"/>	<input type="radio"/>
Chasseur d'oie	<input type="radio"/>	<input type="radio"/>	<input type="radio"/>	<input type="radio"/>	<input type="radio"/>
Autre type de chasseur	<input type="radio"/>	<input type="radio"/>	<input type="radio"/>	<input type="radio"/>	<input type="radio"/>
Conservationniste	<input type="radio"/>	<input type="radio"/>	<input type="radio"/>	<input type="radio"/>	<input type="radio"/>



0% 100%

Q25

Nous souhaitons connaître votre « communauté personnelle », et si vous connaissez des personnes exerçant différentes activités, et des personnes liées à certains types d'organismes. Au sein de votre parenté, de vos amis proches ou de vos connaissances, y a-t-il des personnes qui participent aux activités suivantes, occupent les postes suivants ou appartiennent aux organismes suivants? De même, vous classeriez-vous dans un ou l'autre des domaines suivants? (Choisissez toutes les réponses qui s'appliquent pour chaque rangée, ou laissez la rangée vide pour « personne ».)

	Connaissance	Ami proche	Parent	Moi-même
Pêcheur	<input type="checkbox"/>	<input type="checkbox"/>	<input type="checkbox"/>	<input type="checkbox"/>
Ornithologue	<input type="checkbox"/>	<input type="checkbox"/>	<input type="checkbox"/>	<input type="checkbox"/>
Agriculteur/éleveur	<input type="checkbox"/>	<input type="checkbox"/>	<input type="checkbox"/>	<input type="checkbox"/>
Gestionnaire ou employé d'un parc national	<input type="checkbox"/>	<input type="checkbox"/>	<input type="checkbox"/>	<input type="checkbox"/>
Éducateur en plein air	<input type="checkbox"/>	<input type="checkbox"/>	<input type="checkbox"/>	<input type="checkbox"/>
Gestionnaire ou employé d'un parc provincial, territorial ou d'État	<input type="checkbox"/>	<input type="checkbox"/>	<input type="checkbox"/>	<input type="checkbox"/>
Chasseur de sauvagine	<input type="checkbox"/>	<input type="checkbox"/>	<input type="checkbox"/>	<input type="checkbox"/>
Autre type de chasseur (p. ex., grand ou petit gibier)	<input type="checkbox"/>	<input type="checkbox"/>	<input type="checkbox"/>	<input type="checkbox"/>
Gestionnaire ou employé d'un organisme de la faune provincial, territorial ou d'État	<input type="checkbox"/>	<input type="checkbox"/>	<input type="checkbox"/>	<input type="checkbox"/>
Gestionnaire ou employé d'un organisme de la faune fédéral	<input type="checkbox"/>	<input type="checkbox"/>	<input type="checkbox"/>	<input type="checkbox"/>
Artiste faunique (amateur ou professionnel)	<input type="checkbox"/>	<input type="checkbox"/>	<input type="checkbox"/>	<input type="checkbox"/>
Biologiste de la faune	<input type="checkbox"/>	<input type="checkbox"/>	<input type="checkbox"/>	<input type="checkbox"/>
Photographe faunique (amateur ou professionnel)	<input type="checkbox"/>	<input type="checkbox"/>	<input type="checkbox"/>	<input type="checkbox"/>

Q25 se poursuit sur l'écran suivant.



0%  100%

Q25 (suite)

Nous souhaitons connaître votre « communauté personnelle », et si vous connaissez des personnes exerçant différentes activités, et des personnes liées à certains types d'organismes. Au sein de votre parenté, de vos amis proches ou de vos connaissances, y a-t-il des personnes qui participent aux activités suivantes, occupent les postes suivants ou appartiennent aux organismes suivants? Vous classeriez-vous dans un ou l'autre des domaines suivants? (Choisissez toutes les réponses qui s'appliquent pour chaque rangée, ou laissez la rangée vide pour « personne ».)

	Connaissance	Ami proche	Parent	Moi-même
Membre d'un organisme de pêche ou de conservation (p. ex., Truites Illimitées, Izaak Walton)	<input type="checkbox"/>	<input type="checkbox"/>	<input type="checkbox"/>	<input type="checkbox"/>
Membre de groupes d'observation d'oiseaux et d'ornithologie (p. ex., Études d'oiseaux Canada)	<input type="checkbox"/>	<input type="checkbox"/>	<input type="checkbox"/>	<input type="checkbox"/>
Membre de groupes de conservation des oiseaux (p. ex., la Société nationale Audubon, y compris les chapitres locaux, American Bird Conservancy, Cornell Lab, observatoires d'oiseaux)	<input type="checkbox"/>	<input type="checkbox"/>	<input type="checkbox"/>	<input type="checkbox"/>
Membre de sociétés et de groupes ornithologiques (p. ex., Western field ornithologist, sociétés ornithologiques nationales ou régionales)	<input type="checkbox"/>	<input type="checkbox"/>	<input type="checkbox"/>	<input type="checkbox"/>
Membre de Canards Illimités	<input type="checkbox"/>	<input type="checkbox"/>	<input type="checkbox"/>	<input type="checkbox"/>
Membre de Sauvagine de Delta	<input type="checkbox"/>	<input type="checkbox"/>	<input type="checkbox"/>	<input type="checkbox"/>
Membre d'une association de la sauvagine provinciale ou territoriale ou régionale	<input type="checkbox"/>	<input type="checkbox"/>	<input type="checkbox"/>	<input type="checkbox"/>
Membre d'organismes de chasse ou de conservation non axés sur la sauvagine (p. ex., fédérations de la faune provinciales ou territoriales)	<input type="checkbox"/>	<input type="checkbox"/>	<input type="checkbox"/>	<input type="checkbox"/>
Membre d'autres organismes de conservation locaux ou régionaux	<input type="checkbox"/>	<input type="checkbox"/>	<input type="checkbox"/>	<input type="checkbox"/>
Membre d'organismes naturalistes locaux	<input type="checkbox"/>	<input type="checkbox"/>	<input type="checkbox"/>	<input type="checkbox"/>
Membre d'autres organismes de conservation nationaux ou internationaux (p. ex., The Nature Conservancy, Sierra Club, Fonds mondial pour la nature)	<input type="checkbox"/>	<input type="checkbox"/>	<input type="checkbox"/>	<input type="checkbox"/>



0%  100%

Q26

Veillez indiquer votre niveau de participation dans les organismes qui suivent au cours des 12 derniers mois, même si vous n'en êtes pas membre. (*Choisissez une réponse pour chacun.*)

	Pas de participation	Légère participation	Participation modérée	Grande participation
Canards Illimités	<input type="radio"/>	<input type="radio"/>	<input type="radio"/>	<input type="radio"/>
Fondation Sauvagine de Delta	<input type="radio"/>	<input type="radio"/>	<input type="radio"/>	<input type="radio"/>
Membre d'une association de la sauvagine provinciale ou territoriale ou régionale	<input type="radio"/>	<input type="radio"/>	<input type="radio"/>	<input type="radio"/>



0%  100%

Q27

Dans quelle mesure faites-vous confiance aux organismes qui suivent afin qu'ils s'assurent de votre intérêt supérieur à titre de chasseur de sauvagine? (*Choisissez une réponse pour chaque organisme.*)

	Aucunement confiance	Légère confiance	Confiance modérée	Grande confiance	Confiance totale
Organismes provinciaux ou territoriaux de conservation de la faune	<input type="radio"/>	<input type="radio"/>	<input type="radio"/>	<input type="radio"/>	<input type="radio"/>
Membre d'organismes de la faune et de gestion des terres (p. ex., Service canadien de la faune, Ressources naturelles Canada)	<input type="radio"/>	<input type="radio"/>	<input type="radio"/>	<input type="radio"/>	<input type="radio"/>
Représentants élus	<input type="radio"/>	<input type="radio"/>	<input type="radio"/>	<input type="radio"/>	<input type="radio"/>
Organismes de chasse et de conservation de la sauvagine	<input type="radio"/>	<input type="radio"/>	<input type="radio"/>	<input type="radio"/>	<input type="radio"/>
Organismes d'ornithologie et de conservation des oiseaux	<input type="radio"/>	<input type="radio"/>	<input type="radio"/>	<input type="radio"/>	<input type="radio"/>
Autres organismes de conservation	<input type="radio"/>	<input type="radio"/>	<input type="radio"/>	<input type="radio"/>	<input type="radio"/>
Chercheurs ou scientifiques universitaires	<input type="radio"/>	<input type="radio"/>	<input type="radio"/>	<input type="radio"/>	<input type="radio"/>



0%  100%

Q28

Veillez indiquer la somme de vos dons personnels aux causes qui suivent au cours des 12 derniers mois. (*Choisissez un montant pour chacune.*)

Montant total de dons en \$	0 \$	Moins de 250 \$	Entre 250 \$ à 999 \$	Entre 1000 \$ à 2499 \$	Entre 2500 \$ à 4999 \$	Entre 5000 \$ à 9999 \$	10 000 \$ ou plus
Conservation des milieux humides ou de la faune	<input type="radio"/>	<input type="radio"/>	<input type="radio"/>	<input type="radio"/>	<input type="radio"/>	<input type="radio"/>	<input type="radio"/>
Conservation d'autres espèces d'oiseaux	<input type="radio"/>	<input type="radio"/>	<input type="radio"/>	<input type="radio"/>	<input type="radio"/>	<input type="radio"/>	<input type="radio"/>
Ornithologie et questions liées	<input type="radio"/>	<input type="radio"/>	<input type="radio"/>	<input type="radio"/>	<input type="radio"/>	<input type="radio"/>	<input type="radio"/>
Chasse à la sauvagine et questions liées à la chasse	<input type="radio"/>	<input type="radio"/>	<input type="radio"/>	<input type="radio"/>	<input type="radio"/>	<input type="radio"/>	<input type="radio"/>



0%  100%

Q29

En vertu de la réglementation sur les oiseaux migratoires, les chasseurs doivent se procurer un permis de chasse aux oiseaux migrateurs (PCOM) et un timbre sur la conservation des habitats fauniques au Canada (CHFC). Chacun coûte 8,50 \$, pour un total combiné de 17,00 \$. Les revenus tirés du timbre sont remis à Habitat faunique Canada au soutien de la conservation des habitats. Les revenus tirés des permis offrent un soutien partiel à la gestion des permis et au suivi des populations de sauvagine. Le prix du timbre et du permis n'a pas augmenté depuis 1991 et 1998, respectivement.

Consentiriez-vous toujours à acheter un permis de chasse aux oiseaux migrateurs et un timbre sur la conservation des habitats fauniques du Canada si :

	Oui	Non
... le prix du timbre augmentait de 4 \$ pour de nouveaux frais combinés de 21 \$?	<input type="radio"/>	<input type="radio"/>
... le prix du timbre augmentait de 4 \$ et le prix du permis augmentait de 4 \$ pour de nouveaux frais combinés de 25 \$?	<input type="radio"/>	<input type="radio"/>
... le prix du timbre augmentait de 9 \$ et le prix du permis augmentait de 9 \$ pour de nouveaux frais combinés de 35 \$?	<input type="radio"/>	<input type="radio"/>
... le prix du timbre et du permis et les frais combinés demeureraient les mêmes (c.-à-d., pas d'augmentation des frais)?	<input type="radio"/>	<input type="radio"/>



0% 100%

Q30

Au cours des 12 derniers mois, avez-vous personnellement déboursé de l'argent à l'égard de la gestion de milieux humides sur des terres privées?

- ☐ Non
- ☐ Oui -- Dans l'affirmative, combien avez-vous dépensé? (Veuillez arrondir au 500 \$ le plus près si plus de 1 000 \$.)
- ☐ Oui, mais je préfère ne pas dire combien.



0% 100%

Q31

Veillez indiquer votre niveau de participation dans les activités **LIÉES À LA CONSERVATION DES MILIEUX HUMIDES OU DE LA SAUVAGINE** qui suivent **AU COURS DES 12 DERNIERS MOIS**. (Ne sélectionnez qu'une seule réponse pour chaque catégorie.)

	Jamais	Rarement	Quelques fois	Souvent	Très souvent
J'ai travaillé sur des projets d'amélioration des terres liés à la conservation des milieux humides ou de la sauvagine	<input type="radio"/>	<input type="radio"/>	<input type="radio"/>	<input type="radio"/>	<input type="radio"/>
J'ai assisté à des rencontres au sujet de la conservation des milieux humides ou de la sauvagine	<input type="radio"/>	<input type="radio"/>	<input type="radio"/>	<input type="radio"/>	<input type="radio"/>
J'ai bénévolement consacré du temps et des efforts à la conservation des milieux humides ou de la sauvagine	<input type="radio"/>	<input type="radio"/>	<input type="radio"/>	<input type="radio"/>	<input type="radio"/>
J'ai communiqué avec des représentants élus ou des organismes gouvernementaux au sujet de la conservation des milieux humides ou de la sauvagine	<input type="radio"/>	<input type="radio"/>	<input type="radio"/>	<input type="radio"/>	<input type="radio"/>
J'ai voté pour des candidats ou à des scrutins au soutien de la conservation des milieux humides ou de la sauvagine	<input type="radio"/>	<input type="radio"/>	<input type="radio"/>	<input type="radio"/>	<input type="radio"/>
J'ai plaidé pour des mesures politiques aux fins de la conservation des milieux humides ou de la sauvagine	<input type="radio"/>	<input type="radio"/>	<input type="radio"/>	<input type="radio"/>	<input type="radio"/>



0%  100%

Q32

Au cours des 12 derniers mois, avez-vous participé aux activités de plein air qui suivent? (Veuillez cocher « Oui » ou « Non » pour chacune.)

Oui	Non	
<input type="radio"/>	<input type="radio"/>	Passer du temps dans la nature à l'extérieur du domicile (p. ex., pique-niques, relaxation en nature, camping)
<input type="radio"/>	<input type="radio"/>	Observation de la faune (p. ex., observation d'animaux, ornithologie, nourrir des oiseaux, photographie de la faune)
<input type="radio"/>	<input type="radio"/>	Apprentissage au sujet de la nature (p. ex., participation à des festivals ou des conférences, visites de centres de la nature)
<input type="radio"/>	<input type="radio"/>	Activités en nature à domicile (p. ex., jardinage et aménagement paysager)
<input type="radio"/>	<input type="radio"/>	Pêche
<input type="radio"/>	<input type="radio"/>	Chasse d'autres oiseaux migratoires (p. ex., tourterelles, bécasses, râles, etc.)
<input type="radio"/>	<input type="radio"/>	Chasse d'autres gibiers (p. ex., gélinottes/tétras, faisans, dindons, etc.)
<input type="radio"/>	<input type="radio"/>	Chasse d'autres animaux (p. ex., chevreuils, wapitis, lièvres, etc.)
<input type="radio"/>	<input type="radio"/>	Autre (veuillez préciser si la réponse est « Oui ») <input type="text"/>



0%  100%

Q33

Au cours des 12 derniers mois, à quelles activités suivantes liées à des oiseaux sauvages avez-vous participé? (Veuillez cocher « Oui » ou « Non » pour chacune.)

	Oui	Non
Observer des oiseaux à mon domicile	<input type="radio"/>	<input type="radio"/>
Nourrir des oiseaux à mon domicile	<input type="radio"/>	<input type="radio"/>
Observer des oiseaux à l'extérieur de mon domicile	<input type="radio"/>	<input type="radio"/>
Photographier ou filmer des oiseaux	<input type="radio"/>	<input type="radio"/>
Recenser ou surveiller des oiseaux (p. ex., recensement des oiseaux de Noël ou dans la cour)	<input type="radio"/>	<input type="radio"/>
Faire le suivi des oiseaux que vous voyez sur une liste, en ligne ou sur papier	<input type="radio"/>	<input type="radio"/>
Installer ou entretenir des nichoirs pour oiseaux	<input type="radio"/>	<input type="radio"/>



0%  100%

Vos Opinions au Sujet des Milieux Humides

Dans cette section, nous souhaitons savoir ce que vous pensez au sujet des milieux humides.

Les milieux humides comprennent les marais, les marécages, des étangs d'eau peu profonde (moins de 1,8 mètre ou 6 pieds de profondeur), et les zones peu profondes des rives de lacs ou des bords de mer. Certains milieux humides ne le sont qu'une partie de l'année, alors que d'autres le sont pendant toute l'année. Ils peuvent se trouver dans des villes ou des régions rurales et peuvent avoir la taille d'un terrain de basketball ou couvrir de nombreux kilomètres carrés.



Q34

Les milieux humides remplissent un grand nombre de fonctions qui sont avantageuses pour tous. Lorsque des milieux humides sont perdus ou se dégradent, ces avantages peuvent être grandement réduits ou disparaître. Voici une liste d'avantages qui sont menacés en raison de la perte de milieux humides. Dans quelle mesure seriez-vous préoccupé(e) si les avantages qui suivent étaient réduits au sein de votre collectivité en raison de la perte de milieux humides? (*Ne sélectionnez qu'une seule réponse pour chaque avantage.*)

Avantage	Pas du tout préoccupé(e)	Légèrement préoccupé(e)	Plutôt préoccupé(e)	Très préoccupé(e)
A. Protection contre les inondations	<input type="radio"/>	<input type="radio"/>	<input type="radio"/>	<input type="radio"/>
B. Protection contre l'érosion	<input type="radio"/>	<input type="radio"/>	<input type="radio"/>	<input type="radio"/>
C. Observation de la faune et ornithologie	<input type="radio"/>	<input type="radio"/>	<input type="radio"/>	<input type="radio"/>
D. Occasions de chasse	<input type="radio"/>	<input type="radio"/>	<input type="radio"/>	<input type="radio"/>
E. Stockage de gaz à effet de serre, comme le carbone	<input type="radio"/>	<input type="radio"/>	<input type="radio"/>	<input type="radio"/>
F. Eau propre	<input type="radio"/>	<input type="radio"/>	<input type="radio"/>	<input type="radio"/>
G. Air sain	<input type="radio"/>	<input type="radio"/>	<input type="radio"/>	<input type="radio"/>
H. Fournir un habitat pour la faune	<input type="radio"/>	<input type="radio"/>	<input type="radio"/>	<input type="radio"/>
I. Fournir un habitat pour des animaux comme les papillons et les abeilles qui pollinisent les plantes et les récoltes	<input type="radio"/>	<input type="radio"/>	<input type="radio"/>	<input type="radio"/>
J. Endroits pittoresques pour l'inspiration ou le renouvellement spirituel	<input type="radio"/>	<input type="radio"/>	<input type="radio"/>	<input type="radio"/>



0%  100%

Q35

Dans votre collectivité, quelle réduction importante des avantages énumérés sur la page précédente vous préoccuperait-elle le **plus**? Veuillez choisir l'avantage dont la perte vous préoccupe le **plus**.

Dans votre collectivité, quelle réduction importante des avantages énumérés sur la page précédente vous préoccuperait-elle le **moins**? Veuillez choisir l'avantage dont la perte vous préoccupe le **moins**. *Assurez-vous de choisir un avantage différent de celui choisi plus haut.*



0%  100%

Au Propos de Vous

Pour nous aider à comparer vos réponses à celles d'autres personnes, nous avons quelques questions à votre sujet. Soyez assuré que toutes vos réponses resteront confidentielles.

Q36

En quelle année êtes-vous né(e)? (Entrez les deux derniers chiffres)

Année 19 :

Q37

Êtes-vous. . . ?

- ☐ Un homme
☐ Une femme



0%  100%

Q38

Quel est le plus haut niveau de scolarité que vous avez atteint? *Choisissez une seule réponse.*

Q39

Est-ce qu'une profession liée à la nature (comme l'agriculture, les pêches, la foresterie, les sciences environnementales ou la conservation) constitue la principale source de votre revenu **PERSONNEL**? *Choisissez une seule réponse.*

☐ Oui

☐ Non



0%  100%

Q40

Êtes-vous propriétaire de terrains dans une région rurale (à l'extérieur d'une zone urbaine ou de banlieue)?

☐ Oui -- Dans l'affirmative, quel est le nombre total d'acres dont vous êtes propriétaire?

☐ Non



0%  100%

Q41

Laquelle de ces catégories décrit le mieux l'endroit où vous vivez maintenant et où vous avez vécu pendant la plus grande partie de votre enfance (c'est-à-dire jusqu'à l'âge de 16 ans)? *Veillez n'indiquer qu'un choix dans chaque rangée.*

	Grand centre urbain (population de 500 000 habitants ou plus)	Centre urbain moyen (population de 50 000 à 499 999 habitants)	Petite ville (population de 10 000 à 49 999 habitants)	Petit village (population de 2 000 à 9 999 habitants)	Région rurale (population de moins de 2 000 habitants)
a) Où vous vivez maintenant	<input type="radio"/>	<input type="radio"/>	<input type="radio"/>	<input type="radio"/>	<input type="radio"/>
b) Où vous avez grandi	<input type="radio"/>	<input type="radio"/>	<input type="radio"/>	<input type="radio"/>	<input type="radio"/>



0%  100%

Q42

Veillez indiquer à quelle catégorie correspond votre revenu total **PERSONNEL** pour la dernière année. *Choisissez une seule réponse.*



0%  100%

Veillez utiliser cet espace pour des remarques additionnelles que vous aimeriez formuler au sujet de de la chasse à la sauvagine, des milieux humides ou des sauvagines.



0%  100%

Nous vous remercions de votre temps et de vos efforts. Nous vous remercions d'avoir manifesté votre intérêt à l'égard de cette étude. Vos réponses seront enregistrées lorsque vous procéderez à l'écran suivant.



0%  100%

Nous vous remercions d'avoir manifesté votre intérêt à l'égard de cette étude. Plusieurs de nos questions portent sur les expériences actuelles en matière de chasse à la sauvagine, donc à l'heure actuelle, nous mettons uniquement l'accent sur les chasseurs de sauvagine actifs. Nous espérons que vous aurez l'occasion de continuer à chasser à l'avenir.



0%  100%

Note:

When respondents take the survey in regular mode this page will not be displayed. Respondents will be redirected to the link below:

<http://nawmp.wetlandnetwork.ca/>

0%  100%

Appendix B

North American Waterfowl Hunting Non-Response Questionnaire

National Survey of Waterfowl Hunters



This project was undertaken with the financial support of:

Canada



Ducks Unlimited Canada
Canards Illimités Canada

New Brunswick
Nouveau Brunswick

Ontario



1. Which of the following statements best describes your pursuits in waterfowl hunting? (Check one.)

- ☐ I hunt only ducks
 ☐ I hunt only geese
☐ I hunt ducks and geese
 ☐ I hunt neither ducks nor geese → GO TO QUESTION 17

2. How old were you when you started waterfowl hunting? _____ Age (Write in number.)

3. How many of the last 5 years have you hunted WATERFOWL? (Circle one number below or check the box for "0".)

1 2 3 4 5 Years ☐ 0 (None) → GO TO QUESTION 17

4. Over the last five years, about how many days did you usually hunt WATERFOWL in a year? (Check one)

- ☐ 5 days or less
 ☐ 11 to 20 days
 ☐ More than 30 days
☐ 6 to 10 days
 ☐ 21 to 30 days

5. Under what circumstances do you typically go hunting? (Check one.)

- ☐ When I plan the hunt myself
☐ When someone else invites me
☐ Both when I plan the hunt or someone else invites me

6. In which province/state have you hunted ducks most over the last 5 years?

7. How important is it to you to hunt the following? (Circle one number for each.)

	Not at all Important	Slightly Important	Moderately Important	Very Important	Extremely Important
Diving ducks (scaup/bluebills, canvasback, redheads, etc.)	1	2	3	4	5
Mallards	1	2	3	4	5
Pintails	1	2	3	4	5
Other dabbling ducks (teal, wood ducks, gadwall, etc.)	1	2	3	4	5
Geese	1	2	3	4	5

8. Please indicate how much of a problem the following are in the province where you hunt ducks most. (Circle one number for each OR check the 'Don't Know' box.)

	Not at all	Slight Problem	Moderate Problem	Severe Problem	Very Severe Problem	Don't Know
Crowding at hunting areas	1	2	3	4	5	<input type="checkbox"/>
Hunting pressure	1	2	3	4	5	<input type="checkbox"/>
Interference from other hunters	1	2	3	4	5	<input type="checkbox"/>
Conflict with other hunters in places I hunt	1	2	3	4	5	<input type="checkbox"/>
Lack of public places for waterfowl hunting	1	2	3	4	5	<input type="checkbox"/>

9. In the province where you hunt ducks most often, how satisfied or dissatisfied are you with each of the following? (Circle one number for each.)

	Very Satisfied	Somewhat Satisfied	Neutral	Somewhat Dissatisfied	Very Dissatisfied
The number of ducks you see during the season.	1	2	3	4	5
Number of ducks you harvest during the season.	1	2	3	4	5
The number of days in the duck season.	1	2	3	4	5
The number of ducks in the daily limit.	1	2	3	4	5
Your overall hunting experience.	1	2	3	4	5
The number of ducks typically present during the hunting season.	1	2	3	4	5
Quality of habitat where you hunt.	1	2	3	4	5

10. What is the minimum number of ducks you have to harvest in a day to feel satisfied with the hunt? (Circle one number OR check the 'Don't Know' box.)

1 2 3 4 5 6 7 ☐ More than 7 DUCKS

11. What is the smallest daily bag limit you would accept before you would no longer hunt ducks? (Circle one number below or check the box.)

1 2 3 4 5 6 **DUCKS** or ☐ I'll hunt with any size daily bag limit

12. What is the minimum number of days in a waterfowl hunting season you would accept before you would no longer hunt ducks? (Circle one number below or check the box.)

10 15 20 25 30 35 40 45 50 55 60 Days

or ☐ I'll hunt with any season length

13. Do you primarily take day trips or overnight/multi-day trips when you waterfowl hunt? (Check one.)

☐ Primarily day trips ☐ Primarily overnight or multi-day trips ☐ Both about equally

14. Please indicate where you do most of your waterfowl hunting? (Check one.)

- ☐ Public land or waters
☐ Private property owned by you, your family or in partnership with someone else
☐ Private property owned by a friend or another landowner who gives you permission to hunt for free
☐ Private property you lease or pay to hunt on

15. How much priority should provincial/territorial and federal agencies give the following when setting annual duck hunting regulations? (Circle one number for each.)

	Very Low	Low	Moderate	High	Very High
Having the largest bag limits possible.	1	2	3	4	5
Having the longest seasons possible.	1	2	3	4	5
Avoiding different season lengths for different duck species.	1	2	3	4	5
Maintaining unique hunting traditions (e.g., diving duck hunting).	1	2	3	4	5
Reducing the number of species-specific bag limits.	1	2	3	4	5
Having as large of mallard drake bag limits as possible.	1	2	3	4	5

16. We are interested in knowing how much waterfowl hunting means to you. Please indicate how much you disagree or agree with the following statements about your involvement in waterfowl hunting. (Circle one number for each.)

	Strongly Disagree	Disagree	Neutral	Agree	Strongly Agree
Waterfowl hunting is one of the most enjoyable activities I do.	1	2	3	4	5
Most of my friends are in some way connected with waterfowl hunting.	1	2	3	4	5
Waterfowl hunting has a central role in my life.	1	2	3	4	5
A lot of my life is organized around waterfowl hunting.	1	2	3	4	5
If I couldn't go waterfowl hunting I am not sure what I would do instead.	1	2	3	4	5

17. A person can think of themselves in a variety of ways. On a scale of “1” to “7”, where “1” is “not at all” and “7” is “completely”, how much would you identify yourself as the following? (Circle one number for each.)

	Not at All			Moderately		Completely	
Birdwatcher	1	2	3	4	5	6	7
Duck Hunter	1	2	3	4	5	6	7
Goose Hunter	1	2	3	4	5	6	7
Other hunter	1	2	3	4	5	6	7
Conservationist	1	2	3	4	5	6	7

18. In the last 12 months, have you participated in the following nature-based activities? Please check Yes or No for each.

- ☐ **Yes** ☐ **No** Spending time in nature away from home (e.g., picnicking, relaxing in nature, camping, hiking)
- ☐ **Yes** ☐ **No** Viewing wildlife (e.g., wildlife watching, bird watching, bird feeding, wildlife photography)
- ☐ **Yes** ☐ **No** Learning about nature (e.g., attending festivals or lectures, visiting a nature center)
- ☐ **Yes** ☐ **No** Backyard/at-home nature activities (e.g., gardening, landscaping)
- ☐ **Yes** ☐ **No** Fishing
- ☐ **Yes** ☐ **No** Hunting other migratory birds (doves, woodcock, rail, etc.)
- ☐ **Yes** ☐ **No** Hunting other game birds (grouse, pheasants)
- ☐ **Yes** ☐ **No** Hunting all other game animals (deer, elk, rabbit, etc.)
- ☐ **Yes** ☐ **No** Watching birds at my home
- ☐ **Yes** ☐ **No** Feeding birds at my home
- ☐ **Yes** ☐ **No** Watching birds away from my home
- ☐ **Yes** ☐ **No** Photographing or filming birds
- ☐ **Yes** ☐ **No** Counting/monitoring birds (e.g. Christmas or Backyard Bird Count)
- ☐ **Yes** ☐ **No** Recording the birds you see on a list, online or on paper
- ☐ **Yes** ☐ **No** Installing or maintaining nest boxes for birds

The following questions ask about you. Your answers to these questions will not identify you in any way. Please remember, your answers will be kept confidential.

19. In what year were you born? 19 _____

20. Are you... ☐ Male ☐ Female

21. What is the highest level of education that you have completed? (Please check one.)

- ☐ Some High School ☐ Some University/College ☐ Graduate degree
☐ High School ☐ University/College Degree ☐ Other (specify): _____

22. Do you own land in a rural area (outside of an urban or suburban area)?

☐ No ☐ Yes → If YES how many acres do you own in total? _____ ACRES

23. Which of these categories best describes the place where you live now? (Check one)

- ☐ Large urban area (population of 500,000 or more)
☐ Medium urban area (population between 50,000 and 499,999)
☐ Small city (population between 10,000 and 49,999)
☐ Small town (population between 2,000 and 9,999)
☐ Rural area (population less than 2,000)

24. Please indicate which of the following categories applies to your personal income for the last 12 months? (Check one).

- | | | |
|--|--|--|
| <input type="checkbox"/> Less than \$24,999 | <input type="checkbox"/> \$75,000 - \$99,999 | <input type="checkbox"/> \$200,000 - \$249,999 |
| <input type="checkbox"/> \$25,000 - \$49,999 | <input type="checkbox"/> \$100,000 - \$149,999 | <input type="checkbox"/> \$250,000 - \$299,999 |
| <input type="checkbox"/> \$50,000 - \$74,999 | <input type="checkbox"/> \$150,000 - \$199,999 | <input type="checkbox"/> \$300,000 or more |

25. Please let us know why you chose not to complete the survey online earlier? (Check all that apply.)

- | | |
|--|--|
| <input type="checkbox"/> I didn't receive the invitation in the mail | <input type="checkbox"/> I don't like to answer questions online |
| <input type="checkbox"/> I don't have access to the internet | <input type="checkbox"/> I don't hunt ducks or geese |
| <input type="checkbox"/> I have internet access, but couldn't open the website | <input type="checkbox"/> I didn't think the survey applied to me |
| <input type="checkbox"/> I didn't have time to complete the study earlier | |

Étude nationale sur les chasseurs de sauvagine



Ce projet a été réalisé avec le soutien financier de :

Canada



Ducks Unlimited Canada
Canards Illimités Canada

New Brunswick
Nouveau Brunswick

Ontario



1. Parmi les énoncés suivants, lequel décrit le mieux vos objectifs en matière de chasse à la sauvagine? (Cochez une seule réponse.)

- ☐ Je ne chasse que le canard ☐ Je ne chasse que l'oie
☐ Je chasse le canard et l'oie ☐ Je ne chasse ni le canard ni l'oie → **PASSEZ À LA QUESTION 17**

2. À quel âge avez-vous commencé à chasser la sauvagine? _____ ans (inscrivez un chiffre)

3. Pendant combien d'années êtes-vous allé(e) à la chasse à la SAUVAGINE au cours des cinq dernières années? (Encerclez un des chiffres ci-après ou cochez la case qui indique « 0 ».)

1 2 3 4 5 année(s) ☐ 0 (Aucune) → **PASSEZ À LA QUESTION 17**

4. Au cours des cinq dernières années, environ combien de jours consacrez-vous à la chasse à la SAUVAGINE par année? (Cochez une seule réponse.)

- ☐ 5 jours ou moins ☐ de 11 à 20 jours ☐ Plus de 30 jours
☐ de 6 à 10 jours ☐ de 21 à 30 jours

5. Dans quelles circonstances allez-vous habituellement chasser? (Cochez une seule réponse.)

- ☐ Lorsque je planifie moi-même d'y aller
☐ Lorsque quelqu'un m'invite
☐ Lorsque je planifie moi-même d'y aller ou lorsque quelqu'un m'invite

6. Dans quelle province ou quel état avez-vous chassé le plus au cours des cinq dernières années?

7. À quel point est-il important pour vous de chasser les animaux suivants : (Cochez une réponse pour chaque énoncé.)

	Pas important du tout	Légèrement important	Moyennement important	Très important	Extrêmement important
Canards plongeurs (fuligules, fuligules à dos blanc, fuligules à tête rouge, etc.)	1	2	3	4	5
Canards colverts	1	2	3	4	5
Canards pilets	1	2	3	4	5
Autres canards barboteurs (sarcelles, canards branchus, canards chipeaux, etc.)	1	2	3	4	5
Oie	1	2	3	4	5

8. Veuillez indiquer l'ampleur des problèmes qui suivent dans la province/l'état où vous chassez le plus le canard. (Cochez une réponse pour chaque énoncé.)

	Pas problématique	Légèrement problématique	Modérément problématique	Assez problématique	Très problématique	Je ne sais pas
Encombrement dans les sites de chasse	1	2	3	4	5	<input type="checkbox"/>
Pression exercée par la chasse	1	2	3	4	5	<input type="checkbox"/>
Interférence d'autres chasseurs	1	2	3	4	5	<input type="checkbox"/>
Conflits avec d'autres chasseurs aux endroits où je chasse	1	2	3	4	5	<input type="checkbox"/>
Manque d'endroits publics pour la chasse à la sauvagine	1	2	3	4	5	<input type="checkbox"/>

9. Dans la province/l'État où vous chassez le canard le plus souvent, quel est votre niveau de satisfaction à l'égard de ce qui suit? (Cochez une réponse pour chaque énoncé.)

	Très satisfait	Relativement satisfait	Neutre	Relativement insatisfait	Très insatisfait
Le nombre de canards que vous voyez au cours de la saison.	1	2	3	4	5
Le nombre de prises au cours de la saison.	1	2	3	4	5
Le nombre de jours de la saison du canard.	1	2	3	4	5
Le nombre de canards imposé par le maximum de prises par jour.	1	2	3	4	5
Votre expérience générale de chasse.	1	2	3	4	5
Le nombre de canards habituellement présents pendant la saison de la chasse.	1	2	3	4	5
La qualité de l'habitat où vous chassez.	1	2	3	4	5

10. Quel est le plus petit nombre de canards que vous devez prendre en une journée pour vous sentir satisfait de votre chasse? (Encerclez un chiffre.)

1 2 3 4 5 6 7 ☐ Plus de 7 CANARDS

11. Quel est le plus petit maximum de prises par jour que vous accepteriez avant de décider de ne plus aller à la chasse au canard? (Encerclez un chiffre ou cochez la case.)

1 2 3 4 5 6 **CANARDS** ou ☐ Je chasserai quel que soit le maximum de prises par jour.

12. Quel est le nombre minimal de jours pendant une saison de chasse à la sauvagine que vous accepteriez avant de décider de ne plus chasser le canard? (Encerclez un chiffre ou cochez la case.)

10 15 20 25 30 35 40 45 50 55 60 jours

ou ☐ Je chasserai quelle que soit la durée de la saison.

13. Lorsque vous partez à la chasse à la sauvagine, effectuez-vous principalement des déplacements d'une journée ou des voyages de deux jours ou plus? (Cochez une seule réponse.)

☐ Principalement des déplacements d'une journée

☐ Principalement des voyages de deux jours ou plus

☐ L'un ou l'autre à peu près également

14. À quel endroit chassez-vous le plus la sauvagine? (Cochez une seule réponse.)

☐ Terres ou plans d'eau publics

☐ Propriété privée détenue par vous, votre famille ou en partenariat avec une autre personne

☐ Propriété privée détenue par un ami ou un autre propriétaire qui vous donne la permission d'y chasser sans frais

☐ Propriété privée que vous louez ou à l'égard de laquelle vous payez des frais pour y chasser

15. Quelle priorité les organismes provinciaux ou territoriaux et fédéraux devraient-ils accorder à ce qui suit lorsqu'ils établissent les règlements de la chasse annuelle à la sauvagine? (Veuillez établir la priorité de chacun en cochant une case.)

Établir le plus grand maximum de prises possible.

Très Faible
Faible
Modérée
Élevée
Très élevée

1 2 3 4 5

Établir la saison la plus longue possible.

1 2 3 4 5

Éviter d'établir des durées de saisons différentes pour différentes espèces de canards.

1 2 3 4 5

Maintenir des traditions de chasse uniques (p. ex., chasse au canard plongeur).

1 2 3 4 5

Réduire le nombre de maximums de prises spécifiques aux espèces.

1 2 3 4 5

Établir le maximum de prises de canards colverts le plus élevé possible.

1 2 3 4 5

16. Nous souhaitons connaître dans quelle mesure la chasse à la sauvagine est importante pour vous. Veuillez indiquer dans quelle mesure vous êtes en désaccord ou en accord avec les énoncés suivants au sujet de votre participation à la chasse à la sauvagine. (Cochez une réponse pour chaque énoncé.)

Fortement en désaccord
En désaccord
Neutre
D'accord
Tout à fait d'accord

La chasse à la sauvagine est une des activités les plus agréables que j'exerce.

1 2 3 4 5

La plupart de mes amis sont liés d'une façon ou d'une autre à la chasse à la sauvagine.

1 2 3 4 5

La chasse à la sauvagine occupe un rôle central dans ma vie.

1 2 3 4 5

Une grande partie de ma vie s'articule autour de la chasse à la sauvagine.

1 2 3 4 5

Si je ne pouvais pas m'adonner à la chasse à la sauvagine, je ne suis pas certain(e) de ce que je ferais à la place.

1 2 3 4 5

17. Une personne peut se percevoir de nombreuses façons. Sur une échelle de « 1 » à « 7 », où « 1 » correspond à « Pas du tout » et « 7 » correspond à « Tout à fait », dans quelle mesure vous identifiez-vous à ce qui suit?

	Pas du tout		Modérément			Tout à fait	
Ornithologue	1	2	3	4	5	6	7
Chasseur de canard	1	2	3	4	5	6	7
Chasseur d'oie	1	2	3	4	5	6	7
Chasseur d'autre gibier	1	2	3	4	5	6	7
Conservationniste	1	2	3	4	5	6	7

18. Au cours des 12 derniers mois, avez-vous participé aux activités de plein air qui suivent? Veuillez cocher « Oui » ou « Non » pour chacune.

- ☐ **Oui** ☐ **Non** Passer du temps en plein air à l'extérieur du domicile (*p. ex.*, pique-niques, relaxation en nature, camping, randonnée)
- ☐ **Oui** ☐ **Non** Observation de la faune (*p. ex.*, observation d'animaux, ornithologie, nourrir des oiseaux, photographie de la faune)
- ☐ **Oui** ☐ **Non** Apprentissage au sujet de la nature (*p. ex.*, participation à des festivals ou à des conférences, visites de centres de la nature)
- ☐ **Oui** ☐ **Non** Activités en nature à domicile (*p. ex.*, jardinage et aménagement paysager)
- ☐ **Oui** ☐ **Non** Pêche
- ☐ **Oui** ☐ **Non** Chasse d'autres oiseaux migratoires (tourterelles, bécasses, râles, *etc.*)
- ☐ **Oui** ☐ **Non** Chasse d'autres gibiers (gélinottes/tétras, faisans, *etc.*)
- ☐ **Oui** ☐ **Non** Chasse d'autres animaux (chevreuils, wapitis, lièvres, *etc.*)
- ☐ **Oui** ☐ **Non** Observer des oiseaux à mon domicile
- ☐ **Oui** ☐ **Non** Nourrir des oiseaux à mon domicile
- ☐ **Oui** ☐ **Non** Observer des oiseaux à l'extérieur de mon domicile
- ☐ **Oui** ☐ **Non** Photographier ou filmer des oiseaux
- ☐ **Oui** ☐ **Non** Recenser ou surveiller des oiseaux (*p. ex.*, recensement des oiseaux de Noël ou dans la cour)
- ☐ **Oui** ☐ **Non** Faire le suivi des oiseaux que vous voyez sur une liste, en ligne ou sur papier
- ☐ **Oui** ☐ **Non** Installer ou entretenir des nichoirs pour oiseaux

À votre sujet Pour nous aider à comparer vos réponses à celles d'autres personnes, nous avons quelques questions à votre sujet. Soyez assuré que toutes vos réponses resteront confidentielles.

19. En quelle année êtes-vous né(e)? 19 ____ 20. Êtes-vous...? ☐ Un homme ☐ Une femme

21. Quel est le plus haut niveau de scolarité que vous avez atteint? (Cochez une réponse.)

- | | |
|--|---|
| <input type="checkbox"/> Quelques années d'études secondaires | <input type="checkbox"/> Diplôme universitaire ou collégial |
| <input type="checkbox"/> Études secondaires | <input type="checkbox"/> Diplôme d'études supérieures |
| <input type="checkbox"/> Quelques années d'études universitaires ou collégiales (pas de diplôme) | <input type="checkbox"/> Autres: _____ |

22. Êtes-vous propriétaire de terrains dans une région rurale (à l'extérieur d'une zone urbaine ou de banlieue)?

- ☐ Non ☐ Oui → Dans l'affirmative, quel est le nombre total d'acres dont vous êtes propriétaire? _____ ACRES

23. Laquelle de ces catégories décrit le mieux l'endroit où vous vivez maintenant? (Cochez une réponse)

- ☐ Grand centre urbain (population de 500 000 habitants ou plus)
- ☐ Centre urbain moyen (population de 50 000 à 499 999 habitants)
- ☐ Petite ville (population de 10 000 à 49 999 habitants)
- ☐ Petit village (population de 2 000 à 9 999 habitants)
- ☐ Région rurale (population de moins de 2 000 habitants)

24. Veuillez indiquer à quelle catégorie correspond votre revenu total personnel pour les 12 derniers mois. (Cochez une réponse)

- | | | |
|---|---|---|
| <input type="checkbox"/> Moins de 24 999 \$ | <input type="checkbox"/> de 75 000 \$ à 99 999 \$ | <input type="checkbox"/> de 200 000 \$ à 249 999 \$ |
| <input type="checkbox"/> de 25 000 \$ à 49 999 \$ | <input type="checkbox"/> de 100 000 \$ à 149 999 \$ | <input type="checkbox"/> de 250 000 \$ à 299 999 \$ |
| <input type="checkbox"/> de 50 000 \$ à 74 999 \$ | <input type="checkbox"/> de 150 000 \$ à 199 999 \$ | <input type="checkbox"/> 300 000 \$ ou plus |

25. Veuillez nous dire la raison pour laquelle vous avez choisi de ne pas remplir le sondage en ligne plus tôt. (Cochez tous les choix qui s'appliquent.)

- | | |
|--|--|
| <input type="checkbox"/> Je n'ai pas reçu l'invitation par courriel | <input type="checkbox"/> Je n'aime pas répondre à des questions en ligne |
| <input type="checkbox"/> Je n'ai pas accès à Internet | <input type="checkbox"/> Je ne chasse pas le canard ou l'oie |
| <input type="checkbox"/> J'ai accès à Internet, mais je n'ai pas été en mesure d'accéder au site Web | <input type="checkbox"/> Je ne croyais pas que cette étude me concernait |
| <input type="checkbox"/> Je n'ai pas eu le temps de participer à l'étude plus tôt | |

Appendix C

Respondent Contact Letters



2039 Robertson Road, Suite 247, Ottawa, ON K2H 8R2
2039 chemin Robertson, bureau 247, Ottawa (ON) K2H 8R2
T: 613-722-2090 | F: 613-722-3318 | www.whc.org

***Celebrating Over 30 Years of Wildlife Habitat Conservation
Célébrons plus de 30 ans de conservation des habitats fauniques***

Dear Canadian Hunter,

You are receiving this letter because you agreed to share your contact information with Wildlife Habitat Canada (WHC) when you purchased your Migratory Game Bird Hunting (MGBH) Permit.

Through the purchase of your MGBH Permit, you contribute to waterfowl and waterfowl habitat conservation across Canada. The revenue generated from the Canadian Duck Stamp (\$8.50 from every Permit sold) is allocated to WHC, a not-for-profit conservation organization. Through WHC's grant program, Canadian Duck Stamp funds are invested in habitat conservation projects and hunter education and recruitment projects across Canada.

One such project that was supported by Canadian Duck Stamp funds is a research study by Dr. Howard Harshaw, Assistant Professor at the University of Alberta, titled, *"Understanding the dynamics of people's interactions with waterfowl: Assessing hunters' preferences for waterfowl management in Canada."* This study is part of a larger North American initiative to examine public interactions with waterfowl in order to understand the dynamics of people's interactions with waterfowl.

The results of this study will better inform the management and planning of waterfowl and wetlands across jurisdictions and are expected to influence national (and international) policy and management strategies for conservation and stewardship.

Further information on the study is enclosed.

We strongly encourage you to consider completing and returning the enclosed survey for Dr. Harshaw's research study. Please note that your participation is entirely voluntary and that **your contact information has not been shared by WHC for the purposes of this study.**

Best regards,

Cameron Mack
Executive Director
Wildlife Habitat Canada

PATRON OF WILDLIFE HABITAT CANADA
His Excellency the Right Honourable David Johnston
C.C., C.M.M., C.O.M., C.D.
Governor General of Canada



PRÉSIDENT D'HONNEUR D'HABITAT FAUNIQUE CANADA
Son Excellence le très honorable David Johnston
C.C., C.M.M., C.O.M., C.D.
Gouverneur général du Canada



2039 Robertson Road, Suite 247, Ottawa, ON K2H 8R2
2039, chemin Robertson, pièce 247, Ottawa (ON) K2H 8R2
T: 613-722-2090 | F: 613-722-3318 | www.whc.org

***Celebrating Over 30 Years of Wildlife Habitat Conservation
Célébrons plus de 30 ans de conservation des habitats fauniques***

Cher chasseur,

Cette lettre vous est adressée puisque vous avez accepté de communiquer vos coordonnées à Habitat faunique Canada (HFC) au moment d'acheter votre permis de chasse aux oiseaux migrateurs considérés comme gibier.

Grâce à l'achat de votre permis de chasse, vous contribuez à la protection de la sauvagine et de son habitat, et ce dans l'ensemble du Canada. Les recettes générées par le Timbre du canard canadien (8,50 \$ par permis vendu) sont versées à HFC, une organisation sans but lucratif vouée à la conservation. Dans le cadre du programme de subvention d'HFC, les fonds découlant du Timbre du canard canadien sont investis dans des projets de conservation de l'habitat ainsi que dans des projets de formation et de recrutement des chasseurs partout au Canada.

L'étude intitulée « *Understanding the dynamics of people's interactions with waterfowl: Assessing hunters' preferences for waterfowl management in Canada* »¹, menée par Monsieur Howard Harshaw (Ph. D.), professeur adjoint à l'Université de l'Alberta, compte parmi les projets financés par les fonds du Timbre du canard canadien. Cette étude s'inscrit dans une recherche plus large menée pour examiner les interactions de la population avec la sauvagine afin d'en saisir la dynamique.

Les résultats de cette étude guideront la gestion et la planification de la sauvagine et des terres humides pour l'ensemble des territoires et devraient influencer sur les politiques et les stratégies de gestion nationales (et internationales) en matière de conservation et d'intendance.

Consultez le document ci-joint pour obtenir des précisions sur l'étude.

Nous vous encourageons fortement à remplir et à retourner le sondage ci-joint à l'intention de l'étude menée par Monsieur Harshaw. Votre participation est entièrement volontaire. **Soyez avisé qu'HFC n'a pas communiqué vos coordonnées aux fins de cette étude.**

Veuillez agréer mes salutations distinguées.

Cameron Mack
Directeur exécutif
Habitat faunique Canada

¹ *Comprendre la dynamique des interactions de la population avec la sauvagine : évaluer les préférences des chasseurs entourant la gestion de la sauvagine au Canada* [Traduction libre]

PATRON OF WILDLIFE HABITAT CANADA
His Excellency the Right Honourable David Johnston
C.C., C.M.M., C.O.M., C.D.
Governor General of Canada



PRÉSIDENT D'HONNEUR D'HABITAT FAUNIQUE CANADA
Son Excellence le très honorable David Johnston
C.C., C.M.M., C.O.M., C.D.
Gouverneur général du Canada



www.physedandrec.ualberta.ca

FACULTY OF PHYSICAL
EDUCATION & RECREATION
UNIVERSITY OF ALBERTA

NATIONAL SURVEY OF WATERFOWL HUNTERS CONSENT INFORMATION

Dr. Howard Harshaw
Associate Professor
Faculty of Physical Education & Recreation
University of Alberta
☎ (780) 492-6821
✉ hdstudy@ualberta.ca

Greetings,

I am asking for your help in an important study about waterfowl hunting and wetlands conservation in Canada. Your name was randomly selected from a list of people who had purchased a *2016 Canadian Wildlife Habitat Conservation Stamp*.

PURPOSE

This project will document patterns of hunting participation across Canada. We are examining the factors that contribute to hunting participation, lapse, and non-participation. The results of this survey will inform waterfowl and wetlands managers, and organizations dedicated to supporting waterfowl and wetlands conservation about the motivations of waterfowl hunters, constraints that limit hunting participation, and strategies that can better support waterfowl hunters. This survey asks questions about:

- Your participation in waterfowl hunting;
- Your attitudes about the environment and preferences for waterfowl and wetland conservation policies;
- What waterfowl hunters most desire from waterfowl and wetland management;
- Waterfowl hunters' knowledge and support for waterfowl and wetlands conservation.

This project is funded by *Wildlife Habitat Canada*, *Ducks Unlimited Canada*, *Environment and Climate Change Canada*, the *Government of Ontario*, the *Government of New Brunswick*, and the *Alberta NAWMP Partnership*. Overall results will be shared publicly. It is anticipated that the survey results will identify and support strategies for the recruitment and retention of waterfowl hunters, including approaches for reducing constraints to hunting participation and to better meeting hunter expectations.

You can access the survey at: www.canada-waterfowl-survey.ca

Your Access Code is: **x x x x x x x**

The results and analysis of this study will be publicly available in the late Fall of 2017 at:

www.hd-research.ca

STUDY PROCEDURES

The web-based survey will take about 20 to 30 minutes to complete. Please take your time as you consider your answers to the questions. Remember, there are no right or wrong answers. Please return the completed survey by clicking on the "Submit" button at the end of the web-based survey.

RISKS AND BENEFITS

There are no foreseeable risks to you associated with research. You are unlikely to experience any discomfort as a result of this research. Although participation in this research will not provide direct benefits to you, it is anticipated that the results of this research will help us to understand why people choose to hunt or not to hunt waterfowl.

CONFIDENTIALITY

Your identity will be kept strictly confidential. You will not be identified by name in any reports of the completed study. All documents will be identified only by a code number and kept in a locked filing cabinet and a password protected computer file. The data that is collected in this research project will be kept for future use regarding public opinions and beliefs about waterfowl and wetlands management. Individual responses will not be made available to anyone outside the research team.

CONTACT INFORMATION

If you have any questions about the research, or would like further information, please do not hesitate to contact Dr. Harshaw at the phone number listed at the top of the first page. The plan for this study has been reviewed for its adherence to ethical guidelines by a *Research Ethics Board* at the *University of Alberta*. For questions regarding participant rights and ethical conduct of research, please contact the *Research Ethics Office* at **(780) 492-2615**. If you wish to opt out of this survey, please contact *Wildlife Habitat Canada* at **(613) 722-2090**.

CONSENT

Participation in this study is completely voluntary, and you may refuse to participate at any time without penalty. You may skip any question if you do not feel comfortable answering it, though we encourage you to complete all questions if possible. By completing and submitting this survey, you grant your consent to participate in this study. As the information that will be collected in this survey is anonymous, we will not be able to attribute any comments to individuals; as a result, the information that you provide cannot be withdrawn after you have submitted your survey.

Thank you very much for helping with this important study.

Sincerely,



Howard Harshaw



www.physedandrec.ualberta.ca

FACULTY OF PHYSICAL
EDUCATION & RECREATION
UNIVERSITY OF ALBERTA

ÉTUDE NATIONALE SUR LES CHASSEURS DE SAUVAGINE RENSEIGNEMENTS CONCERNANT LE CONSENTEMENT

M. Howard Harshaw, *Ph. D.*
Professeur agrégé
Faculté d'éducation physique et sportive
Université de l'Alberta
☎ 780-492-6821
✉ hdstudy@ualberta.ca

Bonjour,

Je vous écris pour solliciter votre participation à une importante étude sur la chasse à la sauvagine et la conservation des terres humides au Canada. Votre nom a été sélectionné au hasard à partir d'une liste de personnes qui ont acheté le *Timbre sur la conservation des habitats fauniques du Canada de 2016*.

BUT Ce projet vise à documenter les modèles de comportement de la participation à la chasse dans l'ensemble du Canada. Nous examinons les facteurs qui contribuent à la participation à la chasse, à la non-participation et au report de la participation. Les résultats de cette étude guideront les gestionnaires de la sauvagine et des terres humides, ainsi que les organisations dédiées à la conservation de la sauvagine et des terres humides, en les renseignant sur les facteurs qui motivent les chasseurs de sauvagine, sur les obstacles à leur participation à la chasse, ainsi que sur les stratégies pouvant mieux appuyer les chasseurs de sauvagine. Les questions de l'étude portent sur les aspects suivants :

- votre participation à la chasse à la sauvagine;
- vos attitudes à l'égard de l'environnement et vos préférences liées aux politiques en matière de conservation de la sauvagine et de terres humides;
- les attentes les plus importantes des chasseurs envers les gestionnaires de la sauvagine et des terres humides;
- les connaissances des chasseurs de sauvagine et leur appui à la conservation de la sauvagine et des terres humides.

Ce projet est financé par *Habitat faunique Canada*, *Canards illimités Canada*, *Environnement et Changement climatique Canada*, le *gouvernement de l'Ontario*, le *gouvernement du Nouveau-Brunswick* et le *Partenariat du PNAGS de l'Alberta*. Les résultats généraux recueillis seront diffusés publiquement. Il est prévu que les résultats de cette étude aideront à établir et à appuyer des stratégies pour le recrutement et la rétention de chasseurs de sauvagine, y compris des approches visant à réduire les obstacles à la participation à la chasse et à mieux répondre aux attentes des chasseurs.

Pour accéder au sondage, rendez-vous à : www.canada-waterfowl-survey.ca

Votre code d'accès est : **x x x x x x x**

Les résultats et l'analyse de cette étude seront publiés à l'automne 2017 à :

www.hd-research.ca

PROCÉDURES DE L'ÉTUDE Il vous faudra de 20 à 30 minutes pour remplir ce sondage en ligne. Veuillez prendre le temps de bien considérer vos réponses aux questions. Rappelez-vous qu'il n'y a pas de bonnes ou de mauvaises réponses. Lorsque vous aurez terminé, veuillez envoyer le formulaire en cliquant sur le bouton « Soumettre » qui se trouve à la fin du sondage en ligne.

RISQUES ET AVANTAGES Aucun risque prévisible n'est associé à la participation à cette recherche. Il est peu probable que vous éprouviez un inconfort à la suite de votre participation à cette étude. Bien que votre participation à cette recherche ne vous procure pas des avantages directs, il est prévu que les résultats nous aideront à comprendre pourquoi les personnes choisissent (ou non) de chasser la sauvagine.

CONFIDENTIALITÉ Votre identité demeurera strictement confidentielle. Votre nom ne figurera pas dans les rapports relatifs à l'étude. Tous les documents seront identifiés uniquement par un code numérique et conservés dans un classeur sous clé et dans un dossier informatique protégé par un mot de passe. Les données recueillies pour cette étude seront conservées aux fins d'utilisation future concernant les opinions et les attitudes du public à propos de la gestion de la sauvagine et des terres humides. Personne en dehors de l'équipe de recherche n'aura accès aux réponses individuelles.

PERSONNES-RESSOURCES Si vous avez des questions au sujet de cette recherche ou si vous souhaitez obtenir des renseignements supplémentaires, n'hésitez pas à communiquer avec H. Harshaw, *Ph. D.* au numéro de téléphone qui apparaît en haut de la première page. Le *Comité de l'éthique de la recherche de l'Université de l'Alberta* a analysé le plan de cette étude pour veiller à ce qu'il respecte les lignes directrices en matière d'éthique. Si vous avez des questions au sujet des droits des participants et du respect des principes relatifs à l'éthique de la recherche, veuillez communiquer avec le *Bureau de l'éthique de la recherche* au **780-492-2615**. Si vous souhaitez ne pas participer à ce sondage, veuillez communiquer avec *Habitat faunique Canada* au **613-722-2090**.

CONSENTEMENT La participation à cette étude est tout à fait volontaire, et vous pouvez refuser d'y participer sans subir de pénalité. Vous pouvez sauter une question si vous n'êtes pas à l'aise d'y répondre, mais nous vous invitons à répondre à toutes les questions, si possible. Lorsque vous remplissez et soumettez ce sondage, vous consentez à participer à cette étude. Comme l'information sera recueillie de façon anonyme dans le cadre de cette recherche, nous ne pourrions attribuer des commentaires à des personnes en particulier et c'est pourquoi vous ne pourrez retirer vos contributions une fois que vous aurez soumis vos réponses.

Je vous remercie grandement de votre collaboration à cette importante étude.

Je vous prie d'agréer mes salutations distinguées.



Howard Harshaw



www.physedandrec.ualberta.ca

FACULTY OF PHYSICAL
EDUCATION & RECREATION
UNIVERSITY OF ALBERTA

NATIONAL SURVEY OF WATERFOWL HUNTERS CONSENT INFORMATION

Dr. Howard Harshaw
Associate Professor
Faculty of Physical Education & Recreation
University of Alberta
☎ (780) 492-6821
✉ hdstudy@ualberta.ca

Greetings,

Several days ago, I sent you a link to a questionnaire that asked about your participation in, and attitudes about, waterfowl hunting and wetlands conservation. The feedback from people that have already responded have included a range of comments and ideas about waterfowl and wetlands conservation. I think that the results are going to be helpful to waterfowl and wetlands managers.

The study is drawing to a close. I am writing again because of the importance that your questionnaire has in helping us to get accurate results. Your name was randomly selected from a list of people who had purchased a *2016 Canadian Wildlife Habitat Conservation Stamp*. I need to hear from more people like you so that I can be sure that the study results will fairly represent Canadian waterfowl hunters.

PURPOSE

This project will document patterns of hunting participation across Canada. We are examining the factors that contribute to hunting participation, lapse, and non-participation. The results of this survey will inform waterfowl and wetlands managers, and organizations dedicated to supporting waterfowl and wetlands conservation about the motivations of waterfowl hunters, constraints that limit hunting participation, and strategies that can better support waterfowl hunters. This survey asks questions about:

- Your participation in waterfowl hunting;
- Your attitudes about the environment and preferences for waterfowl and wetland conservation policies;
- What waterfowl hunters most desire from waterfowl and wetland management;
- Waterfowl hunters' knowledge and support for waterfowl and wetlands conservation.

This project is funded by *Wildlife Habitat Canada*, *Ducks Unlimited Canada*, *Environment and Climate Change Canada*, the *Government of Ontario*, the *Government of New Brunswick*, and the *Alberta NAWMP Partnership*. Overall results will be shared publicly. It is anticipated that the survey results will identify and support strategies for the recruitment and retention of waterfowl hunters, including approaches for reducing constraints to hunting participation and to better meeting hunter expectations.

You can access the survey at: www.canada-waterfowl-survey.ca

Your Access Code is: x x x x x x x

The results and analysis of this study will be publicly available in the late Fall of 2017 at:

www.hd-research.ca

STUDY PROCEDURES

The web-based survey will take about 20 to 30 minutes to complete. Please take your time as you consider your answers to the questions. Remember, there are no right or wrong answers. Please return the completed survey by clicking on the "Submit" button at the end of the web-based survey.

RISKS AND BENEFITS

There are no foreseeable risks to you associated with research. You are unlikely to experience any discomfort as a result of this research. Although participation in this research will not provide direct benefits to you, it is anticipated that the results of this research will help us to understand why people choose to hunt or not to hunt waterfowl.

CONFIDENTIALITY

Your identity will be kept strictly confidential. You will not be identified by name in any reports of the completed study. All documents will be identified only by a code number and kept in a locked filing cabinet and a password protected computer file. The data that is collected in this research project will be kept for future use regarding public opinions and beliefs about waterfowl and wetlands management. Individual responses will not be made available to anyone outside the research team.

CONTACT INFORMATION

If you have any questions about the research, or would like further information, please do not hesitate to contact Dr. Harshaw at the phone number listed at the top of the first page. The plan for this study has been reviewed for its adherence to ethical guidelines by a *Research Ethics Board* at the *University of Alberta*. For questions regarding participant rights and ethical conduct of research, please contact the *Research Ethics Office* at (780) 492-2615. If you wish to opt out of this survey, please contact *Wildlife Habitat Canada* at (613) 722-2090.

CONSENT

Participation in this study is completely voluntary, and you may refuse to participate at any time without penalty. You may skip any question if you do not feel comfortable answering it, though we encourage you to complete all questions if possible. By completing and submitting this survey, you grant your consent to participate in this study. As the information that will be collected in this survey is anonymous, we will not be able to attribute any comments to individuals; as a result, the information that you provide cannot be withdrawn after you have submitted your survey.

Thank you very much for helping with this important study.

Sincerely,



Howard Harshaw



www.physedandrec.ualberta.ca

FACULTY OF PHYSICAL
EDUCATION & RECREATION
UNIVERSITY OF ALBERTA

ÉTUDE NATIONALE SUR LES CHASSEURS DE SAUVAGINE RENSEIGNEMENTS CONCERNANT LE CONSENTEMENT

M. Howard Harshaw, *Ph. D.*
Professeur agrégé
Faculté d'éducation physique et sportive
Université de l'Alberta
☎ 780-492-6821
✉ hdstudy@ualberta.ca

Bonjour,

Il y a plusieurs jours, je vous ai envoyé un lien menant à un questionnaire visant à obtenir de l'information sur votre participation et vos attitudes relatives à la chasse à la sauvagine et à la conservation des terres humides. La rétroaction des personnes qui ont déjà répondu comprenait un éventail de commentaires et d'idées sur la conservation de la sauvagine et des terres humides. J'estime que les résultats de cette étude seront utiles aux gestionnaires de la sauvagine et des terres humides.

L'étude tire maintenant à sa fin. Je vous écris à nouveau en raison de l'importance de vos réponses à ce questionnaire. Votre contribution nous aidera à obtenir des résultats précis. Votre nom a été sélectionné au hasard à partir d'une liste de personnes qui ont acheté le *timbre sur la conservation des habitats fauniques du Canada de 2016*. J'ai besoin de l'aide d'un plus grand nombre de personnes comme vous, afin de veiller à ce que les résultats de cette étude représentent de façon juste les points de vue des chasseurs de sauvagine.

BUT Ce projet vise à documenter les modèles de comportement de la participation à la chasse dans l'ensemble du Canada. Nous examinons les facteurs qui contribuent à la participation à la chasse, à la non-participation et au report de la participation. Les résultats de cette étude guideront les gestionnaires de la sauvagine et des terres humides, ainsi que les organisations dédiées à la conservation de la sauvagine et des terres humides, en les renseignant sur les facteurs qui motivent les chasseurs de sauvagine, sur les obstacles à leur participation à la chasse, ainsi que sur les stratégies pouvant mieux appuyer les chasseurs de sauvagine. Les questions de l'étude portent sur les aspects suivants :

- votre participation à la chasse à la sauvagine;
- vos attitudes à l'égard de l'environnement et vos préférences liées aux politiques en matière de conservation de la sauvagine et de terres humides;
- les attentes les plus importantes des chasseurs envers les gestionnaires de la sauvagine et des terres humides;
- les connaissances des chasseurs de sauvagine et leur appui à la conservation de la sauvagine et des terres humides.

Ce projet est financé par *Habitat faunique Canada*, *Canards illimités Canada*, *Environnement et Changement climatique Canada*, le *gouvernement de l'Ontario*, le *gouvernement du Nouveau-Brunswick* et le *Partenariat du PNAGS de l'Alberta*. Les résultats généraux recueillis seront diffusés publiquement. Il est prévu que les résultats de cette étude aideront à établir et à appuyer des stratégies pour le recrutement et la rétention de chasseurs de sauvagine, y compris des approches visant à réduire les obstacles à la participation à la chasse et à mieux répondre aux attentes des chasseurs.

Pour accéder au sondage, rendez-vous à : www.canada-waterfowl-survey.ca
Votre code d'accès est : x x x x x x x

Les résultats et l'analyse de cette étude seront publiés à l'automne 2017 à :

www.hd-research.ca

PROCÉDURES DE L'ÉTUDE Il vous faudra de 20 à 30 minutes pour remplir ce sondage en ligne. Veuillez prendre le temps de bien considérer vos réponses aux questions. Rappelez-vous qu'il n'y a pas de bonnes ou de mauvaises réponses. Lorsque vous aurez terminé, veuillez envoyer le formulaire en cliquant sur le bouton « Soumettre » qui se trouve à la fin du sondage en ligne.

RISQUES ET AVANTAGES Aucun risque prévisible n'est associé à la participation à cette recherche. Il est peu probable que vous éprouviez un inconfort à la suite de votre participation à cette étude. Bien que votre participation à cette recherche ne vous procure pas des avantages directs, il est prévu que les résultats nous aideront à comprendre pourquoi les personnes choisissent (ou non) de chasser la sauvagine.

CONFIDENTIALITÉ Votre identité demeurera strictement confidentielle. Votre nom ne figurera pas dans les rapports relatifs à l'étude. Tous les documents seront identifiés uniquement par un code numérique et conservés dans un classeur sous clé et dans un dossier informatique protégé par un mot de passe. Les données recueillies pour cette étude seront conservées aux fins d'utilisation future concernant les opinions et les attitudes du public à propos de la gestion de la sauvagine et des terres humides. Personne en dehors de l'équipe de recherche n'aura accès aux réponses individuelles.

PERSONNES-RESSOURCES Si vous avez des questions au sujet de cette recherche ou si vous souhaitez obtenir des renseignements supplémentaires, n'hésitez pas à communiquer avec H. Harshaw, *Ph. D.* au numéro de téléphone qui apparaît en haut de la première page. Le *Comité de l'éthique de la recherche de l'Université de l'Alberta* a analysé le plan de cette étude pour veiller à ce qu'il respecte les lignes directrices en matière d'éthique. Si vous avez des questions au sujet des droits des participants et du respect des principes relatifs à l'éthique de la recherche, veuillez communiquer avec le *Bureau de l'éthique de la recherche* au **780-492-2615**. Si vous souhaitez ne pas participer à ce sondage, veuillez communiquer avec *Habitat faunique Canada* au **613-722-2090**.

CONSENTEMENT La participation à cette étude est tout à fait volontaire, et vous pouvez refuser d'y participer sans subir de pénalité. Vous pouvez sauter une question si vous n'êtes pas à l'aise d'y répondre, mais nous vous invitons à répondre à toutes les questions, si possible. Lorsque vous remplissez et soumettez ce sondage, vous consentez à participer à cette étude. Comme l'information sera recueillie de façon anonyme dans le cadre de cette recherche, nous ne pourrions attribuer des commentaires à des personnes en particulier et c'est pourquoi vous ne pourrez retirer vos contributions une fois que vous aurez soumis vos réponses.

Je vous remercie grandement de votre collaboration à cette importante étude.

Je vous prie d'agréer mes salutations distinguées.



Howard Harshaw



www.physedandrec.ualberta.ca

FACULTY OF PHYSICAL
EDUCATION & RECREATION
UNIVERSITY OF ALBERTA

NATIONAL SURVEY OF WATERFOWL HUNTERS CONSENT INFORMATION

Dr. Howard Harshaw
Associate Professor
Faculty of Physical Education & Recreation
University of Alberta
☎ (780) 492-6821
✉ hdstudy@ualberta.ca

Greetings,

Just over a week ago, I sent you a link to a questionnaire that asked about your participation in, and attitudes about, waterfowl hunting and wetlands conservation. The feedback from people that have already responded have included a range of comments and ideas about waterfowl and wetlands conservation. I think that the results are going to be helpful to waterfowl and wetlands managers.

The study is drawing to a close. I am writing again because of the importance that your questionnaire has in helping us to get accurate results. Your name was randomly selected from a list of people who had purchased a *2016 Canadian Wildlife Habitat Conservation Stamp*. I need to hear from more people like you so that I can be sure that the study results will fairly represent Canadian waterfowl hunters.

PURPOSE

This project will document patterns of hunting participation across Canada. We are examining the factors that contribute to hunting participation, lapse, and non-participation. The results of this survey will inform waterfowl and wetlands managers, and organizations dedicated to supporting waterfowl and wetlands conservation about the motivations of waterfowl hunters, constraints that limit hunting participation, and strategies that can better support waterfowl hunters. This survey asks questions about:

- Your participation in waterfowl hunting;
- Your attitudes about the environment and preferences for waterfowl and wetland conservation policies;
- What waterfowl hunters most desire from waterfowl and wetland management;
- Waterfowl hunters' knowledge and support for waterfowl and wetlands conservation.

This project is funded by *Wildlife Habitat Canada*, *Ducks Unlimited Canada*, *Environment and Climate Change Canada*, the *Government of Ontario*, the *Government of New Brunswick*, and the *Alberta NAWMP Partnership*. Overall results will be shared publicly. It is anticipated that the survey results will identify and support strategies for the recruitment and retention of waterfowl hunters, including approaches for reducing constraints to hunting participation and to better meeting hunter expectations.

You can access the survey at: www.canada-waterfowl-survey.ca

Your Access Code is: x x x x x x x

The results and analysis of this study will be publicly available in the late Fall of 2017 at:

www.hd-research.ca

STUDY PROCEDURES

The web-based survey will take about 20 to 30 minutes to complete. Please take your time as you consider your answers to the questions. Remember, there are no right or wrong answers. Please return the completed survey by clicking on the "Submit" button at the end of the web-based survey.

RISKS AND BENEFITS

There are no foreseeable risks to you associated with research. You are unlikely to experience any discomfort as a result of this research. Although participation in this research will not provide direct benefits to you, it is anticipated that the results of this research will help us to understand why people choose to hunt or not to hunt waterfowl.

CONFIDENTIALITY

Your identity will be kept strictly confidential. You will not be identified by name in any reports of the completed study. All documents will be identified only by a code number and kept in a locked filing cabinet and a password protected computer file. The data that is collected in this research project will be kept for future use regarding public opinions and beliefs about waterfowl and wetlands management. Individual responses will not be made available to anyone outside the research team.

CONTACT INFORMATION

If you have any questions about the research, or would like further information, please do not hesitate to contact Dr. Harshaw at the phone number listed at the top of the first page. The plan for this study has been reviewed for its adherence to ethical guidelines by a *Research Ethics Board* at the *University of Alberta*. For questions regarding participant rights and ethical conduct of research, please contact the *Research Ethics Office* at (780) 492-2615. If you wish to opt out of this survey, please contact *Wildlife Habitat Canada* at (613) 722-2090.

CONSENT

Participation in this study is completely voluntary, and you may refuse to participate at any time without penalty. You may skip any question if you do not feel comfortable answering it, though we encourage you to complete all questions if possible. By completing and submitting this survey, you grant your consent to participate in this study. As the information that will be collected in this survey is anonymous, we will not be able to attribute any comments to individuals; as a result, the information that you provide cannot be withdrawn after you have submitted your survey.

Thank you very much for helping with this important study.

Sincerely,



Howard Harshaw



w.physedandrec.ualberta.ca

FACULTY OF PHYSICAL
EDUCATION & RECREATION
UNIVERSITY OF ALBERTA

ÉTUDE NATIONALE SUR LES CHASSEURS DE SAUVAGINE RENSEIGNEMENTS CONCERNANT LE CONSENTEMENT

M. Howard Harshaw, *Ph. D.*
Professeur agrégé
Faculté d'éducation physique et sportive
Université de l'Alberta
☎ 780-492-6821
✉ hdstudy@ualberta.ca

Bonjour,

Il y a un peu plus d'une semaine, je vous ai envoyé un lien menant à un questionnaire visant à obtenir de l'information sur votre participation et vos attitudes relatives à la chasse à la sauvagine et à la conservation des terres humides. La rétroaction des personnes qui ont déjà répondu comprenait un éventail de commentaires et d'idées sur la conservation de la sauvagine et des terres humides. J'estime que les résultats de cette étude seront utiles aux gestionnaires de la sauvagine et des terres humides.

L'étude tire maintenant à sa fin. Je vous écris à nouveau en raison de l'importance de vos réponses à ce questionnaire. Votre contribution nous aidera à obtenir des résultats précis. Votre nom a été sélectionné au hasard à partir d'une liste de personnes qui ont acheté le *Timbre sur la conservation des habitats fauniques du Canada de 2016*. J'ai besoin de l'aide d'un plus grand nombre de personnes comme vous, afin de veiller à ce que les résultats de cette étude représentent de façon juste les points de vue des chasseurs de sauvagine.

BUT Ce projet vise à documenter les modèles de comportement de la participation à la chasse dans l'ensemble du Canada. Nous examinons les facteurs qui contribuent à la participation à la chasse, à la non-participation et au report de la participation. Les résultats de cette étude guideront les gestionnaires de la sauvagine et des terres humides, ainsi que les organisations dédiées à la conservation de la sauvagine et des terres humides, en les renseignant sur les facteurs qui motivent les chasseurs de sauvagine, sur les obstacles à leur participation à la chasse, ainsi que sur les stratégies pouvant mieux appuyer les chasseurs de sauvagine. Les questions de l'étude portent sur les aspects suivants :

- votre participation à la chasse à la sauvagine;
- vos attitudes à l'égard de l'environnement et vos préférences liées aux politiques en matière de conservation de la sauvagine et de terres humides;
- les attentes les plus importantes des chasseurs envers les gestionnaires de la sauvagine et des terres humides;
- les connaissances des chasseurs de sauvagine et leur appui à la conservation de la sauvagine et des terres humides.

Ce projet est financé par *Habitat faunique Canada*, *Canards illimités Canada*, *Environnement et Changement climatique Canada*, le *gouvernement de l'Ontario*, le *gouvernement du Nouveau-Brunswick* et le *Partenariat du PNAGS de l'Alberta*. Les résultats généraux recueillis seront diffusés publiquement. Il est prévu que les résultats de cette étude aideront à établir et à appuyer des stratégies pour le recrutement et la rétention de chasseurs de sauvagine, y compris des approches visant à réduire les obstacles à la participation à la chasse et à mieux répondre aux attentes des chasseurs.

Pour accéder au sondage, rendez-vous à : www.canada-waterfowl-survey.ca

Votre code d'accès est : x x x x x x x

Les résultats et l'analyse de cette étude seront publiés à l'automne 2017 à :

www.hd-research.ca

PROCÉDURES DE L'ÉTUDE Il vous faudra de 20 à 30 minutes pour remplir ce sondage en ligne. Veuillez prendre le temps de bien considérer vos réponses aux questions. Rappelez-vous qu'il n'y a pas de bonnes ou de mauvaises réponses. Lorsque vous aurez terminé, veuillez envoyer le formulaire en cliquant sur le bouton « Soumettre » qui se trouve à la fin du sondage en ligne.

RISQUES ET AVANTAGES Aucun risque prévisible n'est associé à la participation à cette recherche. Il est peu probable que vous éprouviez un inconfort à la suite de votre participation à cette étude. Bien que votre participation à cette recherche ne vous procure pas des avantages directs, il est prévu que les résultats nous aideront à comprendre pourquoi les personnes choisissent (ou non) de chasser la sauvagine.

CONFIDENTIALITÉ Votre identité demeurera strictement confidentielle. Votre nom ne figurera pas dans les rapports relatifs à l'étude. Tous les documents seront identifiés uniquement par un code numérique et conservés dans un classeur sous clé et dans un dossier informatique protégé par un mot de passe. Les données recueillies pour cette étude seront conservées aux fins d'utilisation future concernant les opinions et les attitudes du public à propos de la gestion de la sauvagine et des terres humides. Personne en dehors de l'équipe de recherche n'aura accès aux réponses individuelles.

PERSONNES-RESSOURCES Si vous avez des questions au sujet de cette recherche ou si vous souhaitez obtenir des renseignements supplémentaires, n'hésitez pas à communiquer avec H. Harshaw, *Ph. D.* au numéro de téléphone qui apparaît en haut de la première page. Le *Comité de l'éthique de la recherche de l'Université de l'Alberta* a analysé le plan de cette étude pour veiller à ce qu'il respecte les lignes directrices en matière d'éthique. Si vous avez des questions au sujet des droits des participants et du respect des principes relatifs à l'éthique de la recherche, veuillez communiquer avec le *Bureau de l'éthique de la recherche* au **780-492-2615**. Si vous souhaitez ne pas participer à ce sondage, veuillez communiquer avec *Habitat faunique Canada* au **613-722-2090**.

CONSENTEMENT La participation à cette étude est tout à fait volontaire, et vous pouvez refuser d'y participer sans subir de pénalité. Vous pouvez sauter une question si vous n'êtes pas à l'aise d'y répondre, mais nous vous invitons à répondre à toutes les questions, si possible. Lorsque vous remplissez et soumettez ce sondage, vous consentez à participer à cette étude. Comme l'information sera recueillie de façon anonyme dans le cadre de cette recherche, nous ne pourrions attribuer des commentaires à des personnes en particulier et c'est pourquoi vous ne pourrez retirer vos contributions une fois que vous aurez soumis vos réponses.

Je vous remercie grandement de votre collaboration à cette importante étude.

Je vous prie d'agréer mes salutations distinguées.



Howard Harshaw



www.physedandrec.ualberta.ca

FACULTY OF PHYSICAL
EDUCATION & RECREATION
UNIVERSITY OF ALBERTA

NATIONAL SURVEY OF WATERFOWL HUNTERS CONSENT INFORMATION

Dr. Howard Harshaw
Associate Professor
Faculty of Physical Education & Recreation
University of Alberta
☎ (780) 492-6821
✉ hdstudy@ualberta.ca

Greetings,

Over the past several weeks, I have invited you to complete a survey about waterfowl hunting and wetlands conservation. Your name was randomly selected from a list of people who had purchased a 2016 *Canadian Wildlife Habitat Conservation Stamp*. Responses to this survey have been limited, and I want to ensure that we consider the different perspectives of Canadian waterfowl hunters. One of the biggest issues facing the waterfowl hunting community is the decline of the number waterfowl hunters; we want to understand this better so we can continue to realize the conservation benefits of waterfowl hunting, and begin to address some of the issues that may limit participation in waterfowl hunting.

You can help us by visiting and logging on to the *National Survey of Waterfowl Hunters*. A link to the survey and your personal access code are included below. **All survey respondents will be entered into a draw for one of two Wildlife Habitat Canada Limited Edition 2017 Canadian Wildlife Habitat Conservation Prints.** If your name is drawn, you will need to answer a skill-testing question to claim the print; the odds of your name being selected are 1 in 7,320.

PURPOSE

This project will document patterns of hunting participation across Canada. We are examining the factors that contribute to hunting participation, lapse, and non-participation. The results of this survey will inform waterfowl and wetlands managers, and organizations dedicated to supporting waterfowl and wetlands conservation about the motivations of waterfowl hunters, constraints that limit hunting participation, and strategies that can better support waterfowl hunters. This survey asks about:

- Your participation in waterfowl hunting;
- Your attitudes about the environment and preferences for waterfowl and wetland conservation;
- What waterfowl hunters most desire from waterfowl and wetland management; and
- Waterfowl hunters' knowledge and support for waterfowl and wetlands conservation.

This project is funded by *Wildlife Habitat Canada*, *Ducks Unlimited Canada*, *Environment and Climate Change Canada*, the *Government of Ontario*, the *Government of New Brunswick*, and the *Alberta NAWMP Partnership*. Overall results will be shared publicly. It is anticipated that the survey results will identify and support strategies for the recruitment and retention of waterfowl hunters, including approaches for reducing constraints to hunting participation and to better meeting hunter expectations.

You can access the survey at: www.canada-waterfowl-survey.ca

Your Access Code is: **xxxxxxx**

The results and analysis of this study will be publicly available in the early 2018 at:

www.hd-research.ca

STUDY PROCEDURES

The web-based survey will take about 20 to 30 minutes to complete. Please take your time as you consider your answers to the questions. Remember, there are no right or wrong answers. Please return the completed survey by clicking on the "Submit" button at the end of the web-based survey.

RISKS AND BENEFITS

There are no foreseeable risks to you associated with research. You are unlikely to experience any discomfort as a result of this research. Although participation in this research will not provide direct benefits to you, it is anticipated that the results of this research will help us to understand why people choose to hunt or not to hunt waterfowl.

CONFIDENTIALITY

Your identity will be kept strictly confidential. You will not be identified by name in any reports of the completed study. All documents will be identified only by a code number and kept in a locked filing cabinet and a password protected computer file. The data that is collected in this research project will be kept for future use regarding public opinions and beliefs about waterfowl and wetlands management. Individual responses will not be made available to anyone outside the research team.

CONTACT INFORMATION

If you have any questions about the research, or would like further information, please do not hesitate to contact Dr. Harshaw at the phone number listed at the top of the first page. The plan for this study has been reviewed for its adherence to ethical guidelines by a *Research Ethics Board* at the *University of Alberta*. For questions regarding participant rights and ethical conduct of research, please contact the *Research Ethics Office* at (780) 492-2615. If you wish to opt out of this survey, please contact *Wildlife Habitat Canada* at (613) 722-2090.

CONSENT

Participation in this study is completely voluntary, and you may refuse to participate at any time without penalty. You may skip any question if you do not feel comfortable answering it, though we encourage you to complete all questions if possible. By completing and submitting this survey, you grant your consent to participate in this study. As the information that will be collected in this survey is anonymous, we will not be able to attribute any comments to individuals; as a result, the information that you provide cannot be withdrawn after you have submitted your survey.

Thank you very much for helping with this important study.

Sincerely,



Howard Harshaw



www.physedandrec.ualberta.ca

FACULTY OF PHYSICAL
EDUCATION & RECREATION
UNIVERSITY OF ALBERTA

ÉTUDE NATIONALE SUR LES CHASSEURS DE SAUVAGINE RENSEIGNEMENTS CONCERNANT LE CONSENTEMENT

M. Howard Harshaw, *Ph. D.*
Faculté d'éducation physique et sportive
Université de l'Alberta
☎ 780-492-6821
✉ hdstudy@ualberta.ca

Bonjour,

Au cours des quelques dernières semaines, je vous ai invité à répondre aux questions de l'Étude nationale sur les chasseurs à la sauvagine et la conservation des milieux humides. Votre nom a été choisi au hasard à partir d'une liste de personnes qui ont acheté le *Timbre sur la conservation des habitats fauniques du Canada* de 2016. Comme la participation à l'Étude a été limitée, je souhaite veiller à ce que nous considérions les divers points de vue des chasseurs à la sauvagine canadiens. Un des principaux enjeux auxquels fait face la collectivité des chasseurs à la sauvagine est le déclin du nombre de chasseurs de sauvagine ; nous souhaitons mieux comprendre cette situation, afin de pouvoir continuer à tirer parti des avantages de la chasse à la sauvagine pour la conservation, et de pouvoir nous attaquer à certaines des questions pouvant limiter la participation à cette chasse.

Vous pouvez nous aider en visitant le site de l'*Étude nationale sur les chasseurs à la sauvagine* et en ouvrant une session. Vous trouverez ci-dessous un lien menant à l'Étude et votre code d'accès personnel. **Tous les répondants à cette étude seront inscrits à un tirage leur permettant de gagner l'une de deux lithographies à tirage limité de 2017 des habitats fauniques canadiens d'Habitat faunique Canada.** Si votre nom est pigé, vous devrez répondre à une question d'aptitude pour réclamer votre lithographie ; vous avez une (1) chance sur 7 320 que votre nom soit pigé.

BUT Ce projet vise à documenter les modèles de comportement de la participation à la chasse dans l'ensemble du Canada. Nous examinons les facteurs qui contribuent à la participation à la chasse, à la non-participation et au report de la participation. Les résultats de cette étude guideront les gestionnaires de la sauvagine et des terres humides, ainsi que les organisations dédiées à la conservation de la sauvagine et des terres humides, en les renseignant sur les facteurs qui motivent les chasseurs de sauvagine, sur les obstacles à leur participation à la chasse, ainsi que sur les stratégies pouvant mieux appuyer les chasseurs de sauvagine. Les questions de l'étude portent sur les aspects suivants :

- votre participation à la chasse à la sauvagine ;
- vos attitudes à l'égard de l'environnement et vos préférences liées aux politiques en matière de conservation de la sauvagine et de terres humides ;
- les attentes les plus importantes des chasseurs envers les gestionnaires de la sauvagine et des terres humides ;

Ce projet est financé par *Habitat faunique Canada*, *Canards illimités Canada*, *Environnement et Changement climatique Canada*, le *gouvernement de l'Ontario*, le *gouvernement du Nouveau-Brunswick* et le *Partenariat du PNAGS de l'Alberta*. Les résultats généraux recueillis seront diffusés publiquement. Il est prévu que les résultats de cette étude aideront à établir et à appuyer des stratégies pour le recrutement et la rétention de chasseurs de sauvagine, y compris des approches visant à réduire les obstacles à la participation à la chasse et à mieux répondre aux attentes des chasseurs.

Pour accéder au sondage, rendez-vous à : www.canada-waterfowl-survey.ca
Votre code d'accès est : **xxxxxxxx**

Les résultats et l'analyse de cette étude seront publiés au début de 2018 à :

www.hd-research.ca

PROCÉDURES DE L'ÉTUDE Il vous faudra de 20 à 30 minutes pour remplir ce sondage en ligne. Veuillez prendre le temps de bien considérer vos réponses aux questions. Rappelez-vous qu'il n'y a pas de bonnes ou de mauvaises réponses. Lorsque vous aurez terminé, veuillez envoyer le formulaire en cliquant sur le bouton « Soumettre » qui se trouve à la fin du sondage en ligne.

RISQUES ET AVANTAGES Aucun risque prévisible n'est associé à la participation à cette recherche. Il est peu probable que vous éprouviez un inconfort à la suite de votre participation à cette étude. Bien que votre participation à cette recherche ne vous procure pas des avantages directs, il est prévu que les résultats nous aideront à comprendre pourquoi les personnes choisissent (ou non) de chasser la sauvagine.

CONFIDENTIALITÉ Votre identité demeurera strictement confidentielle. Votre nom ne figurera pas dans les rapports relatifs à l'étude. Tous les documents seront identifiés uniquement par un code numérique et conservés dans un classeur sous clé et dans un dossier informatique protégé par un mot de passe. Les données recueillies pour cette étude seront conservées aux fins d'utilisation future concernant les opinions et les attitudes du public à propos de la gestion de la sauvagine et des terres humides. Personne en dehors de l'équipe de recherche n'aura accès aux réponses individuelles.

PERSONNES-RESSOURCES Si vous avez des questions au sujet de cette recherche ou si vous souhaitez obtenir des renseignements supplémentaires, n'hésitez pas à communiquer avec H. Harshaw, *Ph. D.* au numéro de téléphone qui apparaît en haut de la première page. Le *Comité de l'éthique de la recherche de l'Université de l'Alberta* a analysé le plan de cette étude pour veiller à ce qu'il respecte les lignes directrices en matière d'éthique. Si vous avez des questions au sujet des droits des participants et du respect des principes relatifs à l'éthique de la recherche, veuillez communiquer avec le *Bureau de l'éthique de la recherche* au **780-492-2615**. Si vous souhaitez ne pas participer à ce sondage, veuillez communiquer avec *Habitat faunique Canada* au **613-722-2090**.

CONSENTEMENT La participation à cette étude est tout à fait volontaire, et vous pouvez refuser d'y participer sans subir de pénalité. Vous pouvez sauter une question si vous n'êtes pas à l'aise d'y répondre, mais nous vous invitons à répondre à toutes les questions, si possible. Lorsque vous remplissez et soumettez ce sondage, vous consentez à participer à cette étude. Comme l'information sera recueillie de façon anonyme dans le cadre de cette recherche, nous ne pourrions attribuer des commentaires à des personnes en particulier et c'est pourquoi vous ne pourrez retirer vos contributions une fois que vous aurez soumis vos réponses.

Je vous remercie grandement de votre collaboration à cette importante étude.

Je vous prie d'agréer mes salutations distinguées.



Howard Harshaw

The survey website address is:

www.canada-waterfowl-survey.ca

Please check the enclosed letter for your personalized Access Code.

You will need to enter the survey website address in your web browser (Internet Explorer, Mozilla Firefox, Safari, Chrome). Typically, you will enter this address in the web address bar located in the upper left corner of your web browser screen. You **CANNOT** get to the survey website by searching for it on a search engine such as Google or Yahoo.

If you have trouble getting to the web address please e-mail us at: **hdstudy@ualberta.ca** and we will forward a link to the survey website.

L'adresse Internet du sondage est :

www.canada-waterfowl-survey.ca

SVP vérifiez votre lettre ci-jointe pour connaître votre code d'accès personnalisé.

Vous aurez à mettre l'adresse Internet du sondage dans votre navigateur Web (Internet Explorer, Mozilla Firefox, Safari, Chrome). Pour ce faire, inscrivez l'adresse dans la barre d'adresses située en haut à gauche de l'écran de votre navigateur Web. Vous ne pouvez **PAS** atteindre la page internet du sondage en effectuant une recherche à partir d'un moteur de recherches comme Google ou Yahoo.

Si vous avez de la difficulté à accéder l'adresse Internet du sondage, SVP écrivez-nous à **hdstudy@ualberta.ca** et nous vous fournirons un lien vers le site Internet du sondage.



www.physedandrec.ualberta.ca

FACULTY OF PHYSICAL
EDUCATION & RECREATION
UNIVERSITY OF ALBERTA

NATIONAL SURVEY OF WATERFOWL HUNTERS

Dr. Howard Harshaw
Associate Professor
Faculty of Physical Education & Recreation
University of Alberta
☎ (780) 492-6821
✉ hdstudy@ualberta.ca

Greetings,

About six weeks ago, I sent a questionnaire to you that asked about waterfowl hunting and wetlands conservation. To the best of my knowledge, it's not yet been returned.

The comments of people that have already responded include a wide variety of reasons for hunting waterfowl, and a variety of opinions about wetlands conservation. Many have described their experiences with, and preferences for, waterfowl hunting and with wetlands conservation.

The study is drawing to a close, and this is the last contact that will be made with the random sample of Canadians that, based on *Canadian Duck Stamp* records, hunt waterfowl. I am sending this final contact because of my concern that people who have not responded may have different experiences than those that have. Hearing from everyone in this sample helps assure that the survey results are as accurate as possible. I also want to assure you that your response to this study is voluntary, and if you prefer not to respond that's fine. If you have any questions, please don't hesitate to contact me collect at: (780) 492-6821.

I have enclosed a short version of the questionnaire, and hope that you will be able to complete it and send it back to me in the enclosed stamped return envelope. I appreciate your willingness to consider this request as I conclude this effort to better understand Canadians' waterfowl hunting participation and preferences, and their attitudes about wetlands conservation. Thank you very much.

The results and analysis of this study will be publicly available in the late Spring of 2018 at:

www.hd-research.ca

Sincerely,

Howard Harshaw

PURPOSE

This project will document hunting participation across Canada. We are examining the factors that contribute to hunting participation, lapse, and non-participation. The results of this survey will inform waterfowl and wetlands managers, and organizations dedicated to supporting waterfowl and wetlands conservation about the motivations of waterfowl hunters, constraints that limit hunting participation, and strategies that can better support waterfowl hunters. This survey asks about:

- Your participation in waterfowl hunting;
- Your attitudes about the environment, and preferences for waterfowl & wetland conservation policies;
- What waterfowl hunters most desire from waterfowl and wetland management;
- Waterfowl hunters' knowledge and support for waterfowl and wetlands conservation.

This project is funded by *Wildlife Habitat Canada*, *Ducks Unlimited Canada*, *Environment and Climate Change Canada*, the *Government of Ontario*, the *Government of New Brunswick*, and the *Alberta NAWMP Partnership*. Overall results will be shared publicly. It is anticipated that the survey results will identify and support strategies for the recruitment and retention of waterfowl hunters, including approaches for reducing constraints to hunting participation and to better meeting hunter expectations.

STUDY PROCEDURES

The web-based survey will take about 20 to 30 minutes to complete. Please take your time as you consider your answers to the questions. Remember, there are no right or wrong answers. Please return the completed survey using the enclosed stamped return envelope.

RISKS AND BENEFITS

There are no foreseeable risks to you associated with research. You are unlikely to experience any discomfort as a result of this research. Although participation in this research will not provide direct benefits to you, it is anticipated that the results of this research will help us to understand why people choose to hunt or not to hunt waterfowl.

CONFIDENTIALITY

Your identity will be kept strictly confidential. You will not be identified by name in any reports of the completed study. All documents will be identified only by a code number and kept in a locked filing cabinet and a password protected computer file. The data that is collected in this research project will be kept for future use regarding public opinions and beliefs about waterfowl and wetlands management. Individual responses will not be made available to anyone outside the research team.

CONTACT INFORMATION

If you have any questions about the research, or would like further information, please do not hesitate to contact Dr. Harshaw at the phone number listed at the top of the first page. The plan for this study has been reviewed for its adherence to ethical guidelines by a *Research Ethics Board* at the *University of Alberta*. For questions regarding participant rights and ethical conduct of research, please contact the *Research Ethics Office* at **(780) 492-2615**.

CONSENT

Participation in this study is completely voluntary, and you may refuse to participate at any time without penalty. You may skip any question if you do not feel comfortable answering it, though we encourage you to complete all questions if possible. By completing and submitting this survey, you grant your consent to participate in this study. As the information that will be collected in this survey is anonymous, we will not be able to attribute any comments to individuals; as a result, the information that you provide cannot be withdrawn after you have submitted your survey.



www.physedandrec.ualberta.ca

FACULTY OF PHYSICAL
EDUCATION & RECREATION
UNIVERSITY OF ALBERTA

ÉTUDE NATIONALE SUR LES CHASSEURS DE SAUVAGINE

M. Howard Harshaw, *Ph. D.*

Professeur agrégé

Faculté d'éducation physique et sportive

Université de l'Alberta

☎ 780-492-6821

✉ hdstudy@ualberta.ca

Bonjour,

Il y a environ six semaines, je vous ai envoyé un questionnaire visant à obtenir de l'information sur la chasse à la sauvagine et la conservation des terres humides. À ma connaissance, il n'a pas encore été retourné.

Les commentaires des personnes qui y ont déjà répondu comprennent diverses raisons de chasser la sauvagine et un éventail de points de vue sur la conservation des terres humides. Plusieurs personnes ont décrit leur expérience et leurs préférences relatives à la chasse à la sauvagine et à la conservation des terres humides.

L'étude tire à sa fin, et cette lettre constitue le contact final qui sera établi auprès d'un échantillon aléatoire de Canadiens, qui, selon le registre du *Timbre sur la conservation des habitats fauniques du Canada*, sont des chasseurs de sauvagine. Je communique avec vous une dernière fois, car j'estime que les personnes qui n'ont pas encore répondu pourraient avoir une expérience différente de celle des personnes qui ont déjà participé au sondage. Vos réponses aident à veiller à ce que les résultats du sondage soient les plus précis possible. Je tiens aussi à vous assurer que votre participation à cette étude est volontaire, et que si vous ne souhaitez pas y participer, cela ne pose aucun problème. Si vous avez des questions, n'hésitez pas à communiquer avec moi au 780-492-6821.

J'ai joint à la présente lettre une version abrégée du questionnaire, en espérant que vous pourrez le remplir et me l'envoyer en utilisant l'enveloppe de retour affranchie. Je vous suis reconnaissant de votre volonté de considérer cette demande alors que je m'apprête à conclure cette étude visant à mieux comprendre la participation des Canadiens à la chasse à la sauvagine et leurs préférences à cet égard, ainsi que leurs attitudes envers la conservation des terres humides. Je vous remercie beaucoup.

Les résultats et l'analyse de cette étude seront publiés au printemps 2018 sur :

www.hd-research.ca

BUT Ce projet vise à documenter la participation à la chasse dans l'ensemble du Canada. Nous examinons les facteurs qui contribuent à la participation à la chasse, à la non-participation et au report de la participation. Les résultats de cette étude guideront les gestionnaires de la sauvagine et des terres humides, ainsi que les organisations dédiées à la conservation de la sauvagine et des terres humides, en les renseignant sur les facteurs qui motivent les chasseurs de sauvagine, sur les obstacles à leur participation à la chasse, ainsi que sur les stratégies pouvant mieux appuyer les chasseurs de sauvagine. Les questions de l'étude portent sur les aspects suivants :

- votre participation à la chasse à la sauvagine;
- vos attitudes à l'égard de l'environnement et vos préférences liées aux politiques en matière de conservation de la sauvagine et de terres humides;
- les attentes les plus importantes des chasseurs envers les gestionnaires de la sauvagine et des terres humides;
- les connaissances des chasseurs de sauvagine et leur appui à la conservation de la sauvagine et des terres humides.

Ce projet est financé par *Habitat faunique Canada*, *Canards illimités Canada*, *Environnement et Changement climatique Canada*, le *gouvernement de l'Ontario*, le *gouvernement du Nouveau-Brunswick* et le *Partenariat du PNAGS de l'Alberta*. Les résultats généraux recueillis seront diffusés publiquement. Il est prévu que les résultats de cette étude aideront à établir et à appuyer des stratégies pour le recrutement et la rétention de chasseurs de sauvagine, y compris des approches visant à réduire les obstacles à la participation à la chasse et à mieux répondre aux attentes des chasseurs.

PROCÉDURES DE L'ÉTUDE Il vous faudra de 20 à 30 minutes pour remplir le sondage en ligne. Veuillez prendre le temps de bien considérer vos réponses aux questions. Rappelez-vous qu'il n'y a pas de bonnes ou de mauvaises réponses. Veuillez retourner le questionnaire rempli en utilisant l'enveloppe de retour affranchie.

RISQUES ET AVANTAGES Aucun risque prévisible n'est associé à la participation à cette recherche. Il est peu probable que vous éprouviez un inconfort à la suite de votre participation à cette étude. Bien que votre participation à cette recherche ne vous procure pas des avantages directs, il est prévu que les résultats nous aideront à comprendre pourquoi les personnes choisissent (ou non) de chasser la sauvagine.

CONFIDENTIALITÉ Votre identité demeurera strictement confidentielle. Votre nom ne figurera pas dans les rapports relatifs à l'étude. Tous les documents seront identifiés uniquement par un code numérique et conservés dans un classeur sous clé et dans un dossier informatique protégé par un mot de passe. Les données recueillies pour cette étude seront conservées aux fins d'utilisation future concernant les opinions et les attitudes du public à propos de la gestion de la sauvagine et des terres humides. Personne en dehors de l'équipe de recherche n'aura accès aux réponses individuelles.

PERSONNES-RESSOURCES Si vous avez des questions au sujet de cette recherche ou si vous souhaitez obtenir des renseignements supplémentaires, n'hésitez pas à communiquer avec H. Harshaw, Ph. D. au numéro apparaissant en haut de la première page de cette lettre. Le *Comité de l'éthique de la recherche de l'Université de l'Alberta* a analysé le plan de cette étude pour veiller à ce qu'il respecte les lignes directrices en matière d'éthique. Si vous avez des questions au sujet des droits des participants et du respect des principes relatifs à l'éthique de la recherche, veuillez communiquer avec le *Bureau de l'éthique de la recherche* au **780-492-2615**.

CONSENTEMENT La participation à cette étude est tout à fait volontaire, et vous pouvez refuser d'y participer sans subir de pénalité. Vous pouvez sauter une question si vous n'êtes pas à l'aise d'y répondre, mais nous vous invitons à répondre à toutes les questions, si possible. Lorsque vous remplissez et soumettez ce sondage, vous consentez à participer à cette étude. Comme l'information sera recueillie de façon anonyme dans le cadre de cette recherche, nous ne pourrions attribuer des commentaires à des personnes en particulier et c'est pourquoi vous ne pourrez retirer vos contributions une fois que vous aurez soumis vos réponses.

Je vous prie d'agréer mes salutations distinguées.



Howard Harshaw

Appendix D

University of Alberta Research Ethics Office Project Approval

2018-07-26, 2:16 PM

**RESEARCH ETHICS OFFICE**

308 Campus Tower
Edmonton, AB, Canada T6G 1K8
Tel: 780.492.0459
Fax: 780.492.9429
www.reo.ualberta.ca

Notification of Approval

Date: September 2, 2015

Study ID: Pro00054255

Principal Investigator: [Howard Harshaw](#)

Study Title: Understanding the dynamics of people's interactions with waterfowl: Assessing stakeholder and processional preferences for waterfowl management in Canada.

Approval Expiry Date: Thursday, September 1, 2016

Approved
Consent Form: Approval Date Approved Document

Sponsor/Funding Agency:	Ducks Unlimited Canada (PRO)	5268
	Environment Canada	5278

Sponsor/Funding Agency: Wildlife Habitat Canada

	Project ID	Project Title	Speed Code	Other Information
	RES0025856	Understanding the dynamics of people's interactions with waterfowl: Assessing stakeholder and professionals preferences for waterfowl management in Canada		
RSO-Managed Funding:	RES0025428	Understanding the dynamics of people's interactions with waterfowl: Assessing stakeholder and professionals preferences for waterfowl management in Canada		
	RES0027651	Understanding the dynamics of people's interactions with waterfowl: Assessing stakeholder and professionals preferences for waterfowl management in Canada		

Thank you for submitting the above study to the Research Ethics Board 2 . Your application has been reviewed and approved on behalf of the committee.

A renewal report must be submitted next year prior to the expiry of this approval if your study still requires ethics approval. If you do not renew on or before the renewal expiry date, you will have to re-submit an ethics application.

Approval by the Research Ethics Board does not encompass authorization to access the staff, students, facilities or resources of local institutions for the purposes of the research.

2018-07-26, 2:16 PM

Sincerely,

Stanley Varnhagen, PhD
Chair, Research Ethics Board 2

Note: This correspondence includes an electronic signature (validation and approval via an online system).

Appendix E

North American Waterfowl Hunting Non-Response Results

Question E1: “Which of the following best describes your pursuits in waterfowl hunting?”**Table E1.** Which of the following best describes your pursuits in waterfowl hunting?

Response	Data source				χ^2	DF	p-value	ϕ_c
	Full Survey		NR Survey					
I hunt only ducks	12	6.0%	11	5.6%	17.228	3	< .05	0.209
I hunt ducks and geese	178	88.6%	159	81.5%				
I hunt only geese	11	5.5%	9	4.6%				
I hunt neither ducks nor geese	0	0.0%	16	8.2%				
Total	201	100.0%	195	100.0%				

Question E2: How old were you when you started waterfowl hunting?**Table E2.** How old were you when you started waterfowl hunting?

Data Source	n	Mean	SD	t	DF	p-value	d
Full Survey	201	22.43	13.260	4.219	400	< .001	0.420
NR Survey	201	16.64	14.267				

Question E3: How many of the last 5 years have you hunter waterfowl?**Table E3.** How many of the last 5 years have you hunter waterfowl?

Response	Data source				χ^2	DF	p-value	ϕ_c
	Full Survey		NR Survey					
None	0	0.0%	12	6.5%	18.755	5	< .05	0.220
1 year	14	7.0%	9	4.9%				
2 years	20	10.0%	13	7.0%				
3 years	33	16.4%	23	12.4%				
4 years	23	11.4%	33	17.8%				
5 years	111	55.2%	95	51.4%				
Total	201	100.0%	185	100.0%				

Question E4: Over the last five years, about how many days did you usually hunt waterfowl in a year?

Table E4. Over the last five years, about how many days did you usually hunt waterfowl in a year?

Response	Data source				χ^2	DF	p-value	ϕ_c
	Full Survey		NR Survey					
5 days or less	95	48.2%	66	37.7%	11.245	4	< .05	0.174
6 to 10 days	54	27.4%	58	33.1%				
11 to 20 days	35	17.8%	25	14.3%				
21 to 30 days	8	4.1%	11	6.3%				
More than 30 days	5	2.5%	15	8.6%				
Total	197	100.0%	175	100.0%				

Question E5: Under what circumstances do you typically go hunting?

Table E5. Under what circumstances do you typically go hunting?

Response	Data source				χ^2	DF	p-value	ϕ_c
	Full Survey		NR Survey					
When I plan the hunt myself	58	28.9%	61	8.6%	1.657	2	> .05	—
When someone else invites me	20	10.0%	19	2.7%				
Both when I plan the hunt or someone else invites me	123	61.2%	97	13.6%				
Total	201	100.0%	177	24.9%				

Question E6: In which Canadian Province/Territory or US State have you hunted waterfowl most often over the past 5 years?

Table E6. In which Canadian Province/Territory or US State have you hunted waterfowl most often over the past 5 years?¹

Response	Data source				χ^2	DF	p-value	ϕ_c
	Full Survey		NR Survey					
Alberta	43	21.4%	37	21.5%	7.902	10	> .05	—
British Columbia	20	10.0%	18	10.5%				
Manitoba	6	3.0%	8	4.7%				
New Brunswick	4	2.0%	3	1.7%				
Newfoundland & Labrador	8	4.0%	7	4.1%				
Nova Scotia	1	0.5%	4	2.3%				
Northwest Territories	0	0.0%	0	0.0%				
Nunavut	0	0.0%	0	0.0%				
Ontario	53	26.4%	45	26.2%				
Prince Edward Island	1	0.5%	2	1.2%				
Québec	29	14.4%	28	16.3%				
Saskatchewan	36	17.9%	19	11.0%				
Yukon	0	0.0%	1	0.6%				
Total	201	100.0%	172	100.0%				

¹ No US States were identified by respondents.

Question E8: Please indicate how much of a problem the following are in the province where you hunt ducks most.

Table E8a. Crowding at hunting areas.

Data source	n	Mean	SD	<i>t</i>	DF	p-value	<i>d</i>
Full Survey	198	1.78	0.976	-2.272	356	< .05	0.242
NR Survey	160	2.03	1.090				

Table E8b. Hunting pressure.

Data source	n	Mean	SD	<i>t</i>	DF	p-value	<i>d</i>
Full Survey	198	1.81	1.003	-2.095	354	< .05	0.221
NR Survey	158	2.04	1.073				

Table E8c. Interference from other waterfowl hunters.

Data source	n	Mean	SD	<i>t</i>	DF	p-value	<i>d</i>
Full Survey	199	1.74	0.943	-2.268	361	< .05	0.247
NR Survey	164	1.99	1.108				

Table E8d. Conflict with other waterfowl hunters in places I hunt.

Data source	n	Mean	SD	<i>t</i>	DF	p-value	<i>d</i>
Full Survey	199	1.44	0.795	-2.490	317.423	< .05	—
NR Survey	164	1.67	0.954				

Table E8e. Lack of public places for waterfowl hunting

Data source	n	Mean	SD	<i>t</i>	DF	p-value	<i>d</i>
Full Survey	199	2.52	1.466	-1.098	363	> .05	—
NR Survey	166	2.69	1.484				

Question E9: In the province where you hunt ducks most often, how satisfied or dissatisfied are you with each of the following?

Table E9a. Satisfaction with: The number of ducks you see during the season.

Data source	n	Mean	SD	<i>t</i>	DF	p-value	<i>d</i>
Full Survey	188	3.37	1.241	-0.237	357	> .05	—
NR Survey	171	3.4	1.244				

Table E9b. Satisfaction with: The number of ducks you harvest during the season.

Data source	n	Mean	SD	<i>t</i>	DF	p-value	<i>d</i>
Full Survey	186	3.33	1.188	0.253	353	> .05	—
NR Survey	169	3.3	1.203				

Table E9c. Satisfaction with: The number of days in the duck season.

Data source	n	Mean	SD	<i>t</i>	DF	p-value	<i>d</i>
Full Survey	185	4	1.016	1.021	354	> .05	—
NR Survey	171	3.89	1.037				

Table E9d. Satisfaction with: The number of ducks in the daily limit.

Data source	n	Mean	SD	<i>t</i>	DF	p-value	<i>d</i>
Full Survey	186	4.15	0.956	2.219	354	< .05	0.236
NR Survey	170	3.91	1.078				

Table E9e. Satisfaction with: The number of ducks typically present during the hunting season.

Data source	n	Mean	SD	<i>t</i>	DF	p-value	<i>d</i>
Full Survey	188	3.38	1.233	-0.516	357	> .05	—
NR Survey	171	3.44	1.218				

Table E9f. Satisfaction with: Quality of habitat where you hunt.

Data source	n	Mean	SD	<i>t</i>	DF	p-value	<i>d</i>
Full Survey	188	3.76	1.085	-0.734	358	> .05	—
NR Survey	172	3.84	1.039				

Table E9g. Satisfaction with: Your overall duck hunting experience.

Data source	n	Mean	SD	<i>t</i>	DF	p-value	<i>d</i>
Full Survey	188	3.84	1.107	-2.702	353.553	< .05	0.286
NR Survey	171	4.13	0.911				

Question E10: What is the minimum number of ducks you have to harvest in a day to feel satisfied with the hunt?

Table E10. What is the minimum number of ducks you have to harvest in a day to feel satisfied with the hunt?

Response	Data source				χ^2	DF	p-value	ϕ_c
	Full Survey		NR Survey					
0	41	21.9%	21	12.3%	36.796	8	< .001	0.321
1	35	18.7%	19	11.1%				
2	50	26.7%	26	15.2%				
3	17	9.1%	24	14.0%				
4	18	9.6%	26	15.2%				
5	10	5.3%	33	19.3%				
6	12	6.4%	16	9.4%				
7	0	0.0%	3	1.8%				
>7	4	2.1%	3	1.8%				
Total	187	100.0%	171	100.0%				

Question E11: What is the smallest daily bag limit you would accept before you would no longer hunt ducks?

Table E11. What is the smallest daily bag limit you would accept before you would no longer hunt ducks?

Response	Data source				χ^2	DF	p-value	ϕ_c
	Full Survey		NR Survey					
6 ducks	30	16.0%	11	6.4%	18.761	6	< .05	0.229
5 ducks	23	12.2%	14	8.2%				
4 ducks	28	14.9%	34	19.9%				
3 ducks	23	12.2%	18	10.5%				
2 ducks	21	11.2%	14	8.2%				
1 duck	8	4.3%	3	1.8%				
I'll hunt with any size daily bag limit	55	29.3%	77	45.0%				
Total	188	100.0%	171	100.0%				

Question E12: What is the minimum number of days in a waterfowl hunting season you would accept before you would no longer hunt ducks?

Table E12. What is the minimum number of days in a waterfowl hunting season you would accept before you would no longer hunt ducks?

Response	Data source				χ^2	DF	p-value	ϕ_c
	Full Survey		NR Survey					
60 days	52	27.5%	32	18.8%	20.307	10	< .05	0.238
55 days	1	0.5%	1	0.6%				
50 days	8	4.2%	3	1.8%				
45 days	13	6.9%	5	2.9%				
40 days	12	6.3%	4	2.4%				
30 days	30	15.9%	23	13.5%				
25 days	2	1.1%	2	1.2%				
20 days	4	2.1%	5	2.9%				
15 days	1	0.5%	3	1.8%				
10 days	6	3.2%	6	3.5%				
I'll hunt with any season length	60	31.7%	86	50.6%				
Total	189	100.0%	170	100.0%				

Question E13: Do you primarily take day trips or overnight/multi-day trips when you waterfowl hunt?**Table E13.** Do you primarily take day trips or overnight/multi-day trips when you waterfowl hunt?

Response	Data source				χ^2	DF	p-value	ϕ_c
	Full Survey		NR Survey					
Primarily day trips	155	77.1%	138	79.3%	0.555	2	> .05	0.038
Primarily overnight or multi-day trips	32	15.9%	23	13.2%				
Both about equally	14	7.0%	13	7.5%				
Total	201	100.0%	174	100.0%				

Question E14: Please indicate where you do most of your waterfowl hunting.**Table E14.** Please indicate where you do most of your waterfowl hunting

Response	Data source				χ^2	DF	p-value	ϕ_c
	Full Survey		NR Survey					
Public lands or waters	82	40.8%	57	38.3%	3.171	4	> .05	0.095
Private property owned by you, your family or in partnership with someone else	20	10.0%	18	12.1%				
Private property owned by a friend or another landowner who gives you permission to hunt for free	93	46.3%	67	45.0%				
Private property you lease or pay to hunt on	3	1.5%	6	4.0%				
Guest on private property someone else leases or pays to hunt on	3	1.5%	1	0.7%				
Total	201	100.0%	149	100.0%				

Question E15: How much priority should provincial/territorial and federal agencies give the following when setting annual duck hunting regulations?

Table E15a. Having the largest bag limits possible.

Data source	n	Mean	SD	<i>t</i>	DF	p-value	<i>d</i>
Full Survey	199	2.8	1.127	1.716	365	> .05	—
NR Survey	168	2.61	1.056				

Table E15b. Having the longest seasons possible.

Data source	n	Mean	SD	<i>t</i>	DF	p-value	<i>d</i>
Full Survey	198	3.27	1.015	0.945	364	> .05	—
NR Survey	168	3.17	1.025				

Table E15c. Having the largest duck populations possible.

Data source	n	Mean	SD	<i>t</i>	DF	p-value	<i>d</i>
Full Survey	199	3.97	0.881	0.741	330.372	> .05	—
NR Survey	170	3.89	1.055				

Table E15d. Avoiding different season lengths for different duck species.

Data source	n	Mean	SD	<i>t</i>	DF	p-value	<i>d</i>
Full Survey	198	3.59	1.153	1.912	365	> .05	—
NR Survey	169	3.34	1.277				

Table E15e. Providing the simplest regulations possible.

Data source	n	Mean	SD	<i>t</i>	DF	p-value	<i>d</i>
Full Survey	198	3.97	0.934	-0.250	366	> .05	—
NR Survey	170	3.99	0.933				

Table E15f. Reducing the number of species-specific bag limits.

Data source	n	Mean	SD	<i>t</i>	DF	p-value	<i>d</i>
Full Survey	198	3.17	1.057	3.092	365	< .05	0.321
NR Survey	169	2.83	1.064				

Table E15g. Having the largest drake mallard bag limits possible.

Data source	n	Mean	SD	<i>t</i>	DF	p-value	<i>d</i>
Full Survey	199	2.9	1.076	-0.123	368	> .05	—
NR Survey	171	2.92	1.037				

Question E16: We are interested in knowing how much waterfowl hunting means to you. Please indicate how much you disagree or agree with the following statements about your involvement in waterfowl hunting.

Table E16a. Waterfowl hunting is one of the most enjoyable activities I do.

Data source	n	Mean	SD	<i>t</i>	DF	p-value	<i>d</i>
Full Survey	195	3.76	0.993	-3.066	366.193	< .05	0.325
NR Survey	174	4.06	0.845				

Table E16b. Most of my friends are in some way connected with waterfowl hunting.

Data source	n	Mean	SD	<i>t</i>	DF	p-value	<i>d</i>
Full Survey	194	2.81	1.100	-3.186	366	< .05	0.333
NR Survey	174	3.18	1.123				

Table E16c. Waterfowl hunting has a central role in my life.

Data source	n	Mean	SD	<i>t</i>	DF	p-value	<i>d</i>
Full Survey	193	2.70	1.187	-4.152	363	< .001	0.433
NR Survey	172	3.20	1.124				

Table E16d. A lot of my life is organized around waterfowl hunting.

Data source	n	Mean	SD	<i>t</i>	DF	p-value	<i>d</i>
Full Survey	196	2.63	1.154	-0.319	367	> .05	—
NR Survey	173	2.67	1.121				

Table E16e. If I couldn't go waterfowl hunting I am not sure what I would do instead.

Data source	n	Mean	SD	<i>t</i>	DF	p-value	<i>d</i>
Full Survey	196	2.76	1.207	1.563	367	> .05	—
NR Survey	173	2.55	1.25				

Question E17: A person can think of themselves in a variety of ways. On a scale of 1 to 5, where 1 is “not at all” and 5 is “very strongly”, how much would you identify yourself as the following?

Table E17a. Identify yourself as a Birdwatcher

Data source	n	Mean	SD	<i>t</i>	DF	p-value	<i>d</i>
Full Survey	185	2.62	1.184	0.473	374	> .05	—
NR Survey	191	2.56	1.112				

Table E17b. Identify yourself as a Duck Hunter

Data source	n	Mean	SD	<i>t</i>	DF	p-value	<i>d</i>
Full Survey	191	3.46	1.014	0.721	368.884	> .05	—
NR Survey	190	3.38	1.192				

Table E17c. Identify yourself as Goose Hunter

Data source	n	Mean	SD	<i>t</i>	DF	p-value	<i>d</i>
Full Survey	192	3.35	1.078	-0.459	374.26	> .05	—
NR Survey	191	3.41	1.227				

Table E17d. Identify yourself as an Other (type of) hunter

Data source	n	Mean	SD	<i>t</i>	DF	p-value	<i>d</i>
Full Survey	192	3.76	1.076	-0.057	379	> .05	—
NR Survey	189	3.77	1.224				

Table E17e. Identify yourself as a Conservationist

Data source	n	Mean	SD	<i>t</i>	DF	p-value	<i>d</i>
Full Survey	192	3.85	1.002	0.014	380	> .05	—
NR Survey	190	3.85	1.154				

Question E18: In the last 12 months, have you participated in the following nature-based activities?**Table E18a.** Spending time in nature away from home

Response	Data source				χ^2	DF	p-value	ϕ
	Full Survey		NR Survey					
Yes	184	95.8%	168	85.3%	12.584	1	< .001	0.180
No	8	4.2%	29	14.7%				
Total	192	100.0%	197	100.0%				

Table E18b. Viewing wildlife

Response	Data source				χ^2	DF	p-value	ϕ
	Full Survey		NR Survey					
Yes	153	80.5%	157	79.7%	0.042	1	> .05	--
No	37	19.5%	40	20.3%				
Total	190	100.0%	197	100.0%				

Table E18c. Learning about nature

Response	Data source				χ^2	DF	p-value	ϕ
	Full Survey		NR Survey					
Yes	96	51.3%	81	41.8%	3.516	1	> .05	--
No	91	48.7%	113	58.2%				
Total	187	100.0%	194	100.0%				

Table E18d. Backyard/at-home nature activities

Response	Data source				χ^2	DF	p-value	ϕ
	Full Survey		NR Survey					
Yes	177	93.2%	180	91.4%	0.432	1	> .05	--
No	13	6.8%	17	8.6%				
Total	190	100.0%	197	100.0%				

Table E18e. Fishing

Response	Data source				χ^2	DF	p-value	ϕ
	Full Survey		NR Survey					
Yes	167	87.9%	177	90.3%	0.579	1	> .05	--
No	23	12.1%	19	9.7%				
Total	190	100.0%	196	100.0%				

Table E18f. Hunting migratory birds other than waterfowl

Response	Data source				χ^2	DF	p-value	ϕ
	Full Survey		NR Survey					
Yes	64	33.9%	37	18.8%	11.255	1	< .01	0.172
No	125	66.1%	160	81.2%				
Total	189	100.0%	197	100.0%				

Table E18g. Hunting other game birds

Response	Data source				χ^2	DF	p-value	ϕ
	Full Survey		NR Survey					
Yes	160	84.2%	144	73.5%	6.653	1	< .05	0.131
No	30	15.8%	52	26.5%				
Total	190	100.0%	196	100.0%				

Table E18h. Hunting any other game animals

Response	Data source				χ^2	DF	p-value	ϕ
	Full Survey		NR Survey					
Yes	160	83.8%	166	84.7%	0.062	1	> .05	--
No	31	16.2%	30	15.3%				
Total	191	100.0%	196	100.0%				

Table E18i. Watching birds at my home

Response	Data source				χ^2	DF	p-value	ϕ
	Full Survey		NR Survey					
Yes	156	81.7%	165	84.2%	0.430	1	> .05	--
No	35	18.3%	31	15.8%				
Total	191	100.0%	196	100.0%				

Table E18j. Feeding birds at my home

Response	Data source				χ ²	DF	p-value	φ
	Full Survey		NR Survey					
Yes	121	63.7%	132	67.3%	0.573	1	> .05	--
No	69	36.3%	64	32.7%				
Total	190	100.0%	196	100.0%				

Table E18k. Watching birds away from my home

Response	Data source				χ^2	DF	p-value	ϕ
	Full Survey		NR Survey					
Yes	139	73.2%	134	68.4%	1.069	1	> .05	--
No	51	26.8%	62	31.6%				
Total	190	100.0%	196	100.0%				

Table E18l. Photographing or filming birds

Response	Data source				χ^2	DF	p-value	ϕ
	Full Survey		NR Survey					
Yes	65	35.1%	45	23.1%	6.711	1	< .05	0.133
No	120	64.9%	150	76.9%				
Total	185	100.0%	195	100.0%				

Table E18 m. Counting/monitoring birds

Response	Data source				χ^2	DF	p-value	ϕ
	Full Survey		NR Survey					
Yes	21	11.4%	19	9.6%	0.296	1	> .05	--
No	164	88.6%	178	90.4%				
Total	185	100.0%	197	100.0%				

Table E18n. Recording the birds you see on a list, online or on paper

Response	Data source				χ ²	DF	p-value	φ
	Full Survey		NR Survey					
Yes	22	11.9%	13	6.6%	3.155	1	> .05	--
No	163	88.1%	183	93.4%				
Total	185	100.0%	196	100.0%				

Table E18o. Installing or maintaining nest boxes for birds

Response	Data source				χ^2	DF	p-value	ϕ
	Full Survey		NR Survey					
Yes	68	36.2%	66	33.8%	0.227	1	> .05	--
No	120	63.8%	129	66.2%				
Total	188	100.0%	195	100.0%				

Question E19: Age.**Table E19.** Calculated age

Data source	n	Mean	SD	<i>t</i>	DF	p-value	<i>d</i>
Full Survey	190	53.13	17.042	-0.714	377	> .05	--
NR Survey	189	54.34	15.983				

Question E20: Gender.**Table E20.** Gender

Response	Data source				χ ²	DF	p-value	φ
	Full Survey		NR Survey					
Male	188	97.9%	186	97.9%	0.000	1	> .05	--
Female	4	2.1%	4	2.1%				
Total	192	100.0%	190	100.0%				

Question E21: What is the highest level of education that you have completed?**Table E21.** What is the highest level of education that you have completed?

Response	Data source				χ^2	DF	p-value	ϕ_c
	Full Survey		NR Survey					
Some high school	7	3.6%	19	10.0%	21.05	5	< .01	0.235
High school	33	17.2%	50	26.3%				
Some university/college	36	18.8%	22	11.6%				
University/college degree	69	35.9%	68	35.8%				
Graduate degree	31	16.1%	12	6.3%				
Other	16	8.3%	19	10.0%				
Total	192	100.0%	190	100.0%				

Question E22: Do you own land in a rural area?**Table E22.** Do you own land in a rural area?

Response	Data source				χ^2	DF	p-value	ϕ
	Full Survey		NR Survey					
No	91	47.4%	103	54.5%	1.922	1	> .05	--
Yes	101	52.6%	86	45.5%				
Total	192	100.0%	189	100.0%				

Question E23: Which of these categories best describes the place where you live now?**Table E23.** Which of these categories best describes the place where you live now?

Response	Data source				χ^2	DF	p-value	ϕ_c
	Full Survey		NR Survey					
Large urban area	41	21.4%	25	13.2%	7.012	4	> .05	--
Medium urban area	32	16.7%	37	19.5%				
Small city	30	15.6%	35	18.4%				
Small town	35	18.2%	47	24.7%				
Rural area	54	28.1%	46	24.2%				
Total	192	100.0%	190	100.0%				

Question E24: Please indicate which of the following categories applies to your personal income for the last 12 months?

Table E24. Please indicate which of the following categories applies to your personal income for the last 12 months?

last 12 months?

Response	Data source				χ ²	DF	p-value	φ _c
	Full Survey		NR Survey					
Less than \$24,999	15	8.1%	25	13.7%	10.874	9	> .05	--
\$25,000 to \$49,999	36	19.5%	42	23.1%				
\$50,000 to \$74,999	45	24.3%	37	20.3%				
\$75,000 to \$99,999	30	16.2%	33	18.1%				
\$100,000 to \$124,999	20	10.8%	21	11.5%				
\$125,000 to \$149,999	16	8.6%	7	3.8%				
\$150,000 to \$199,999	10	5.4%	10	5.5%				
\$200,000 to \$249,999	4	2.2%	1	0.5%				
\$250,000 to \$299,999	1	0.5%	2	1.1%				
\$300,000 or more	8	4.3%	4	2.2%				
Total	185	100.0%	182	100.0%				

Question E25: Please let us know why you chose not to complete the survey online earlier.

Table E25. Please let us know why you chose not to complete the survey online earlier.

Response	Frequency	%
I didn't receive the invitation in the mail	31	15.4%
I don't have access to the internet	24	11.9%
I have internet access, but couldn't open the website	6	3.0%
I didn't have time to complete the study earlier	87	43.3%
I don't like to answer questions online	50	24.9%
I don't hunt ducks or geese	4	2.0%
I didn't think the survey applied to me	13	6.5%